

# Overview - Public Entities Quarterly Reporting

Approved receipts

20.4

62.2%

Approved spending

19.4

71.4%

Surplus/(deficit)

1.1

- ☐ R billion
- ☒ R million
- ☐ R thousand

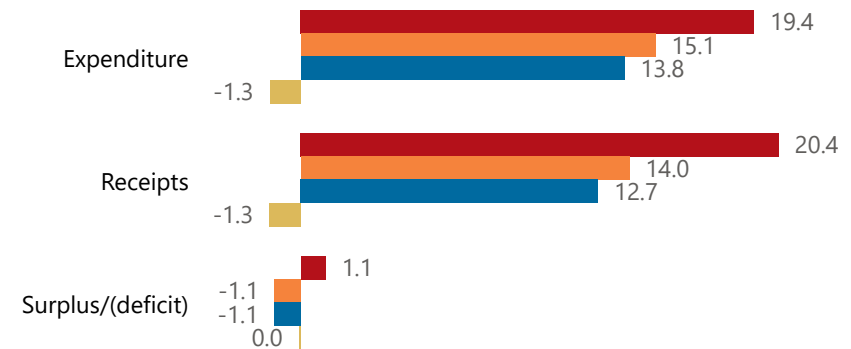


**national treasury**

Department:  
National Treasury  
REPUBLIC OF SOUTH AFRICA

## Consolidation

● Approved ● Forecast ● YTD ● Variance



## Composition of receipts



## Quarter

3

## Cluster

Education and related

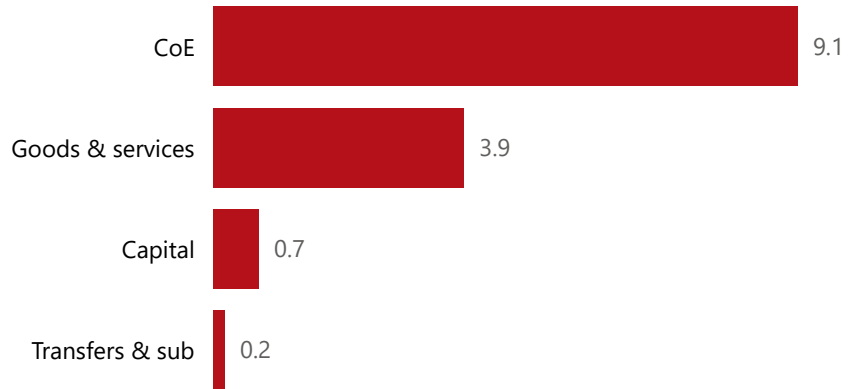
## Department

Sport, Arts and Culture

## Entity

Amazwi – South African Museum of ...

## Composition of spending



## Functional grouping



## Spending by PFMA schedule



# Public Entities Receipts

Approved sales of G&S

0.4

20.4%

Approved transfers

19.8

63.6%



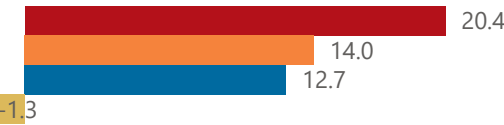
national treasury

Department:  
National Treasury  
REPUBLIC OF SOUTH AFRICA

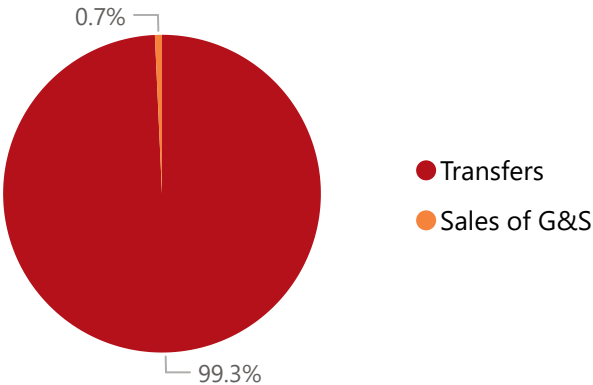
- ☐ R billion
- ☒ R million
- ☐ R thousand

## Actual vs Forecast

Approved Forecast YTD Variance



## Composition of receipts



## Top receipts items



## Quarter

3

## Cluster

Education and related

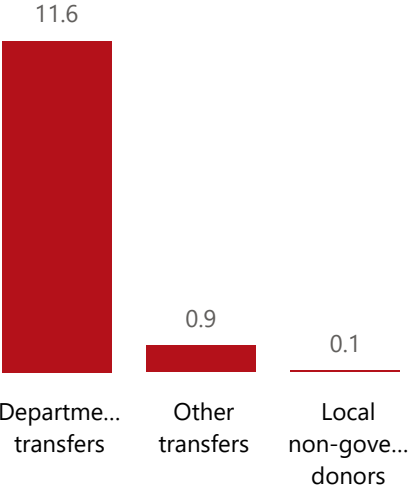
## Department

Sport, Arts and Culture

## Entity

Amazwi – South African Museum of ...

## Top 5 Transfers



## Receipts

Level 3	Approved	YTD	% YTD
Transfers	19.8	12.6	99.3%
Sales of G&S	0.4	0.1	0.7%
Interest & dividends	0.2		
Sales of capital assets	0.0		
Total	20.4	12.7	100.0%

# Public Entities Spending

Approved CoE

12.8

70.8%

Approved G&S

5.1

75.8%

Approved transfers

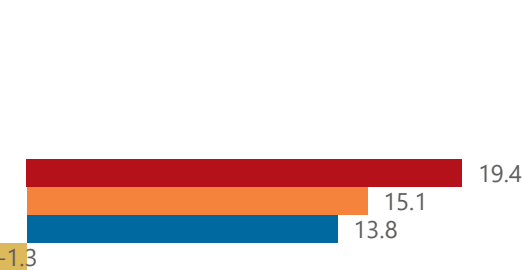
0.2

89.1%

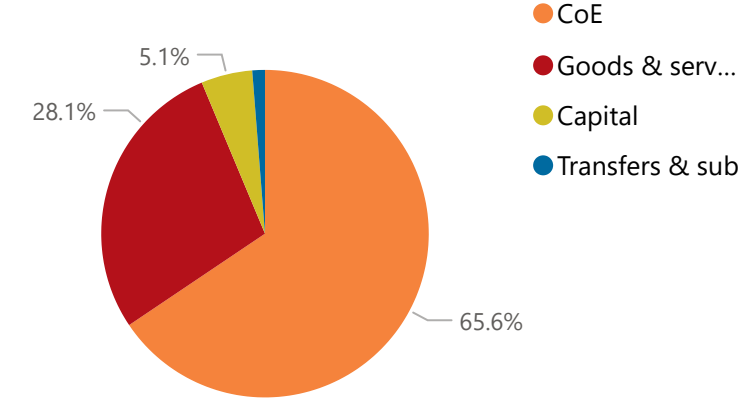
- ☐ R billion
- ☒ R million
- ☐ R thousand

## Actual vs Forecast

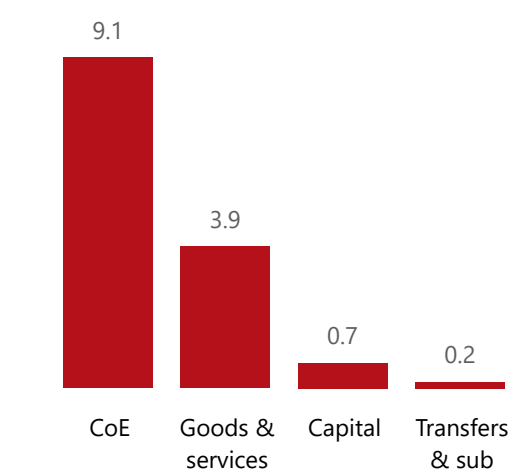
Approved Forecast YTD Variance



## Composition of spending




## Top spending items



## Capital assets

YTD Forecast



## Spending

Level 3	Approved	YTD	% YTD
CoE	12.8	9.1	65.6%
Goods & services	5.1	3.9	28.1%
Capital	1.2	0.7	5.1%
Transfers & sub	0.2	0.2	1.2%
Total	19.4	13.8	100.0%

## Quarter

3

## Cluster

Education and related

## Department

Sport, Arts and Culture

## Entity

Amazwi – South African Museum of ...