

# Overview - Public Entities Quarterly Reporting

Approved receipts

1 733.3

76.7%

Approved spending

1 733.3

47.6%

Surplus/(deficit)

0.0

- ☐ R billion
- ☒ R million
- ☐ R thousand

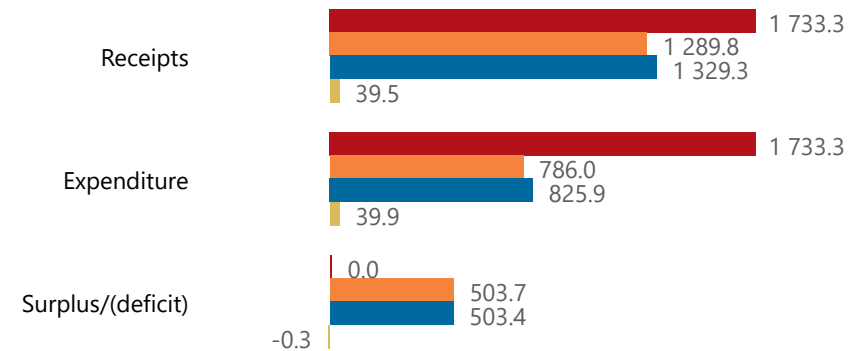


**national treasury**

Department:  
National Treasury  
REPUBLIC OF SOUTH AFRICA

## Consolidation

● Approved ● Forecast ● YTD ● Variance



## Composition of receipts



## Quarter

3

## Cluster

All

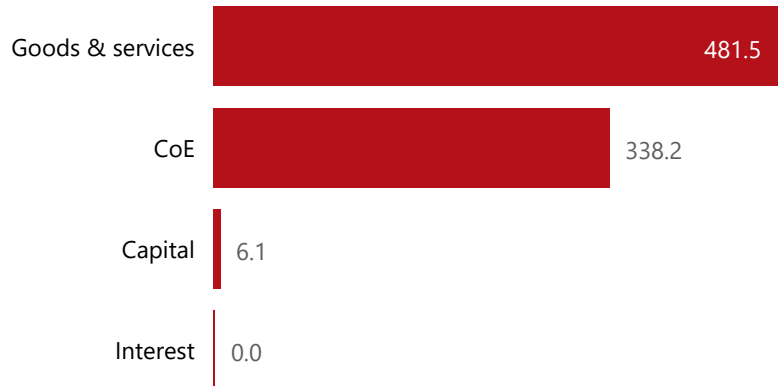
## Department

Small Business Development

## Entity

Small Enterprise Development Agency

## Composition of spending



## Functional grouping



## Spending by PFMA schedule



# Public Entities Receipts

Approved sales of G&S

(Blank) (Blank)

Approved transfers

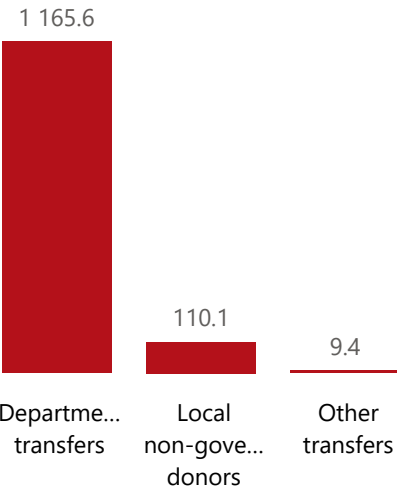
1 714.6 75.0%

## Actual vs Forecast

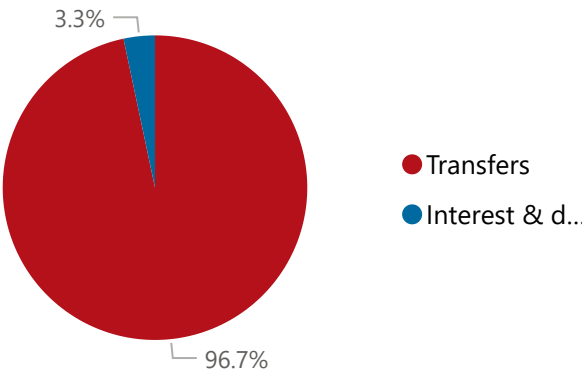
● Approved ● Forecast ● YTD ● Variance



## Top 5 Transfers



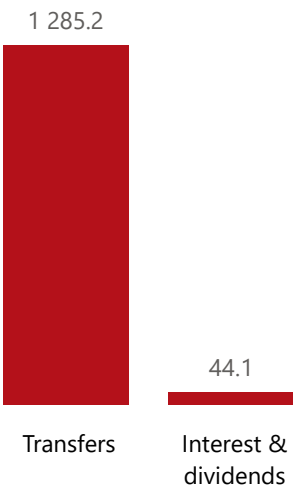
## Composition of receipts



## Receipts

Level 3	Approved	YTD	% YTD
Transfers	1 714.6	1 285.2	96.7%
Interest & dividends	18.7	44.1	3.3%
Total	1 733.3	1 329.3	100.0%

## Top receipts items



- R billion
- R million
- R thousand



national treasury  
Department:  
National Treasury  
REPUBLIC OF SOUTH AFRICA

## Quarter

3

## Cluster

All

## Department

Small Business Development

## Entity

Small Enterprise Development Agency

# Public Entities Spending

Approved CoE

433.5

78.0%

Approved G&S

1 282.7

37.5%

Approved transfers

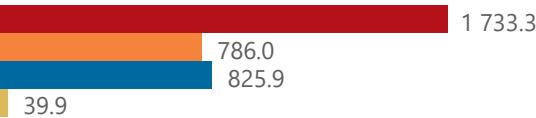
(Blank)

(Blank)

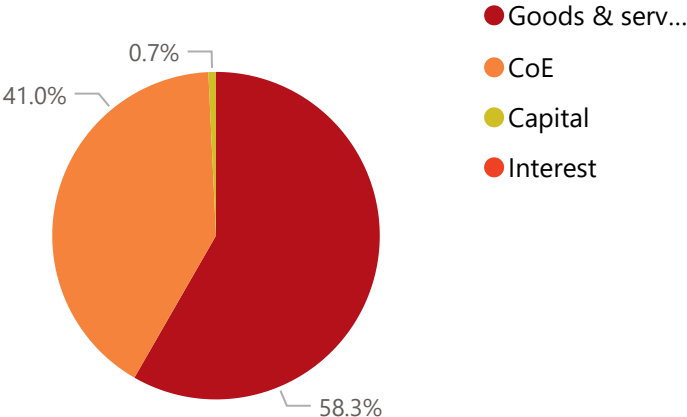
- ☐ R billion
- ☒ R million
- ☐ R thousand

## Actual vs Forecast

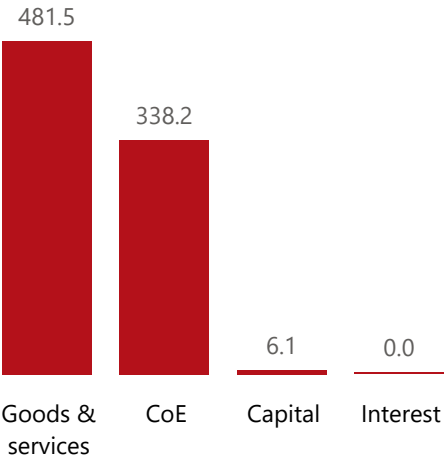
Approved Forecast YTD Variance



## Composition of spending



## Top spending items



## Quarter

3

## Cluster

All

## Department

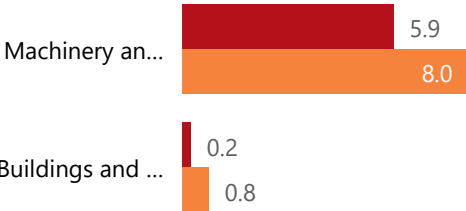
Small Business Development

## Entity

Small Enterprise Development Agency

## Capital assets

YTD Forecast



## Spending

Level 3	Approved	YTD	% YTD
Goods & services	1 282.7	481.5	58.3%
CoE	433.5	338.2	41.0%
Capital	17.1	6.1	0.7%
Interest		0.0	0.0%
Total	1 733.3	825.9	100.0%