

# Overview - Public Entities Quarterly Reporting

Approved receipts

810.3

33.7%

Approved spending

810.3

38.9%

Surplus/(deficit)

-2.9E-5

- ☐ R billion
- ☒ R million
- ☐ R thousand



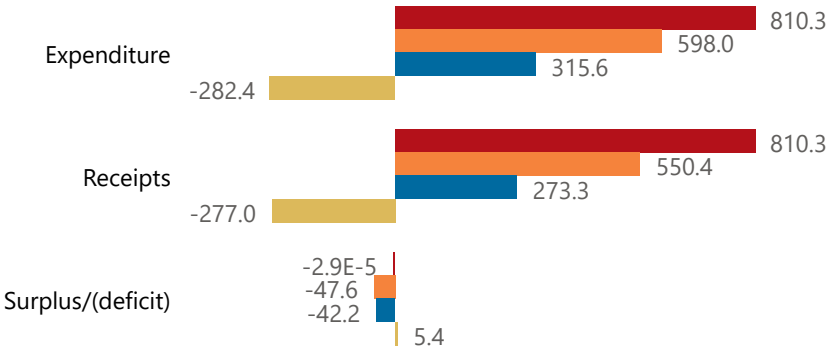
**national treasury**

Department:  
National Treasury  
REPUBLIC OF SOUTH AFRICA

## Composition of receipts

### Consolidation

● Approved ● Forecast ● YTD ● Variance



### Functional grouping



## Functional grouping



## Quarter

3

## Cluster

All

## Department

Science, Technology and Innovation

## Entity

South African National Space Agency

## Spending by PFMA schedule



# Public Entities Receipts

Approved sales of G&S

135.0

87.8%

Approved transfers

663.9

22.3%



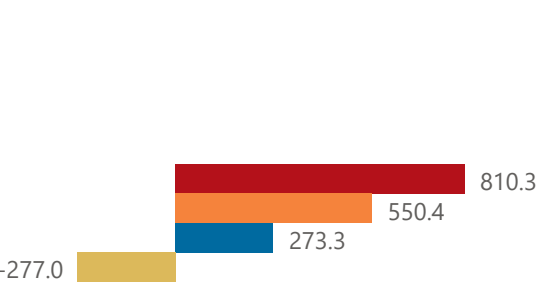
national treasury

Department:  
National Treasury  
REPUBLIC OF SOUTH AFRICA

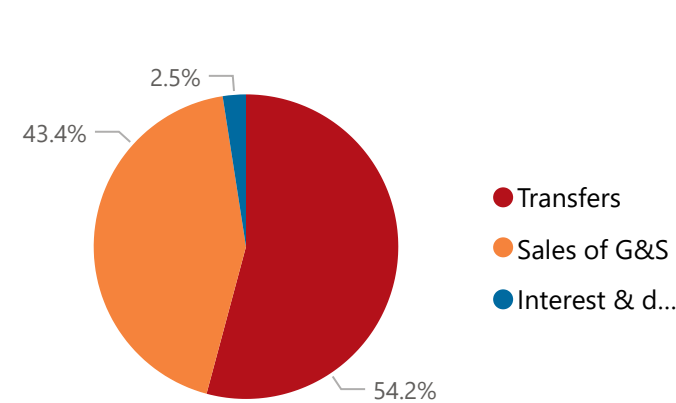
- ☐ R billion
- ☒ R million
- ☐ R thousand

## Actual vs Forecast

● Approved ● Forecast ● YTD ● Variance



## Composition of receipts



## Top receipts items



## Quarter

3

## Cluster

All

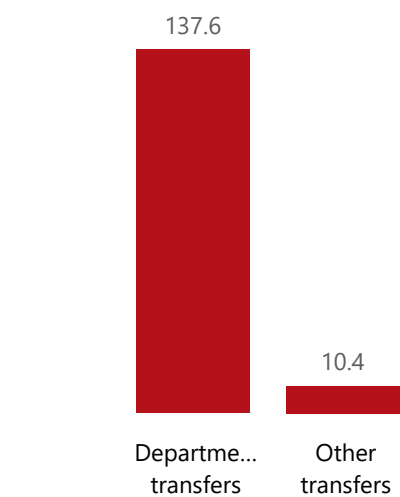
## Department

Science, Technology and Innovation

## Entity

South African National Space Agency

## Top 5 Transfers



## Receipts

Level 3	Approved	YTD	% YTD
Transfers	663.9	148.1	54.2%
Sales of G&S	135.0	118.6	43.4%
Interest & dividends	11.4	6.7	2.5%
Total	810.3	273.3	100.0%

# Public Entities Spending

Approved CoE

236.7

59.0%

Approved G&S

249.0

55.8%

Approved transfers

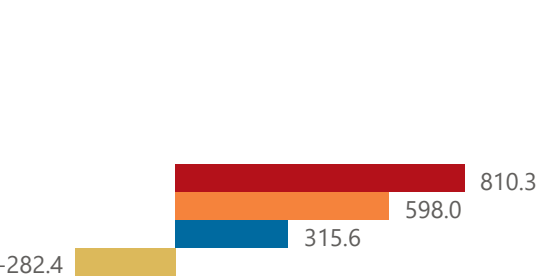
(Blank)

(Blank)

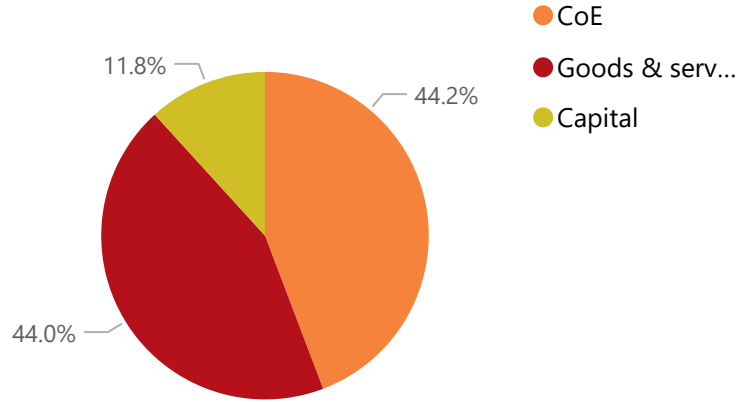
- ☐ R billion
- ☒ R million
- ☐ R thousand

## Actual vs Forecast

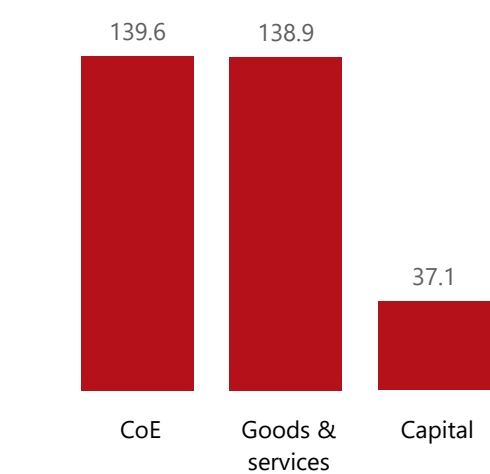
● Approved ● Forecast ● YTD ● Variance



## Composition of spending



## Top spending items



## Quarter

3

## Cluster

All

## Department

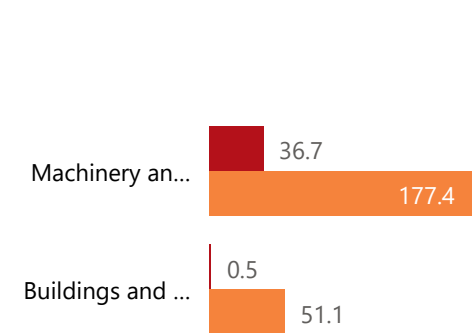
Science, Technology and Innovation

## Entity

South African National Space Agency

## Capital assets

● YTD ● Forecast



## Spending

Level 3	Approved	YTD	% YTD
CoE	236.7	139.6	44.2%
Goods & services	249.0	138.9	44.0%
Capital	324.5	37.1	11.8%
Total	810.3	315.6	100.0%