

Overview - Public Entities Quarterly Reporting

Approved receipts

218.2

87.2%

Approved spending

145.0

74.3%

Surplus/(deficit)

73.2

- ☐ R billion
- ☒ R million
- ☐ R thousand



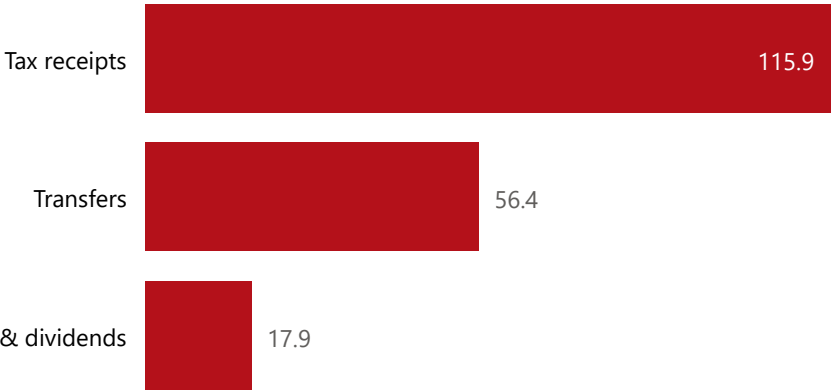
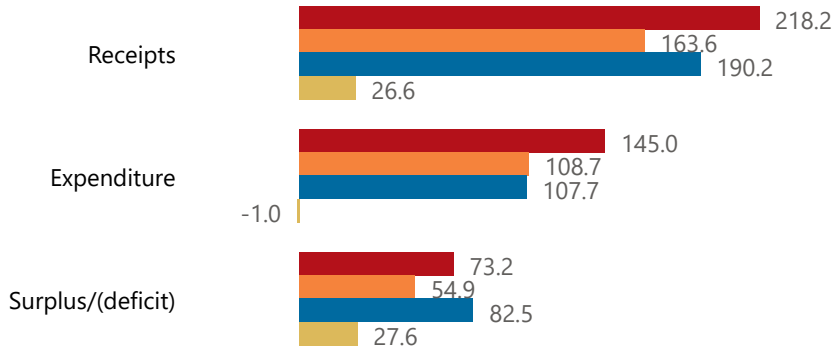
national treasury

Department:
National Treasury
REPUBLIC OF SOUTH AFRICA

Composition of receipts

Consolidation

● Approved ● Forecast ● YTD ● Variance



Functional grouping



Quarter

3

Cluster

All

Department

Public Works and Infrastructure

Entity

Construction Industry Development ...

Spending by PFMA schedule



Public Entities Receipts

Approved sales of G&S

(Blank) (Blank)

Approved transfers

75.2 75.0%



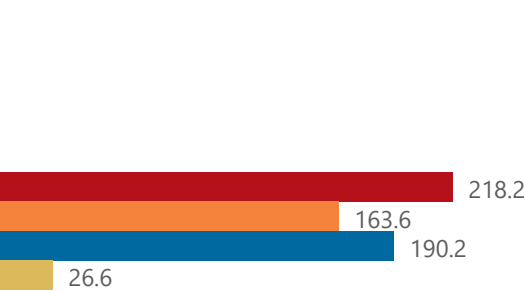
national treasury

Department:
National Treasury
REPUBLIC OF SOUTH AFRICA

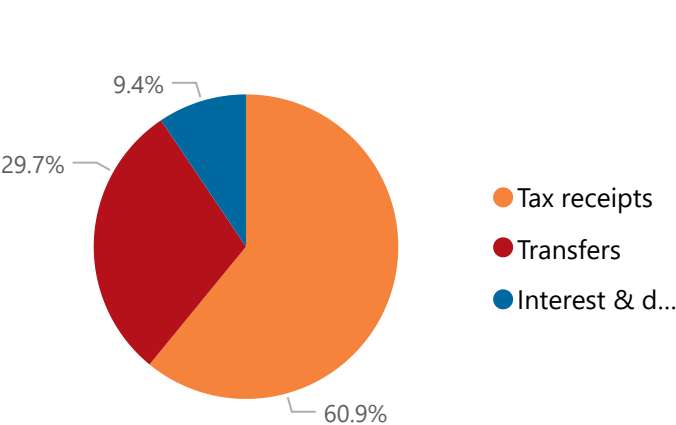
- ☐ R billion
- ☒ R million
- ☐ R thousand

Actual vs Forecast

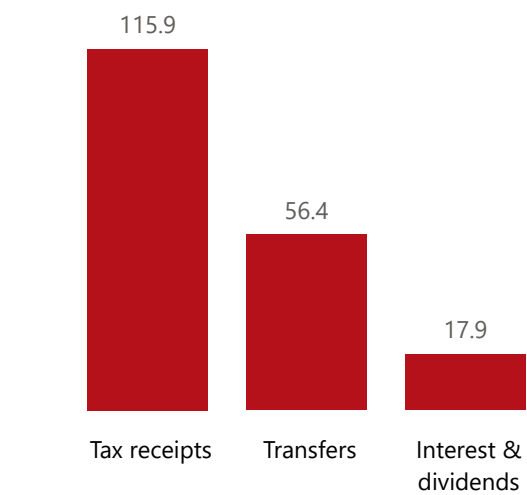
● Approved ● Forecast ● YTD ● Variance



Composition of receipts



Top receipts items



Quarter

3

Cluster

All

Department

Public Works and Infrastructure

Entity

Construction Industry Development ...

Top 5 Transfers



Receipts

Level 3	Approved	YTD	% YTD
+ Tax receipts	136.5	115.9	60.9%
+ Transfers	75.2	56.4	29.7%
+ Interest & dividends	6.4	17.9	9.4%
Total	218.2	190.2	100.0%

Public Entities Spending

Approved CoE

145.0

74.3%

Approved G&S

(Blank)

(Blank)

Approved transfers

(Blank)

(Blank)

- ☐ R billion
- ☒ R million
- ☐ R thousand



national treasury

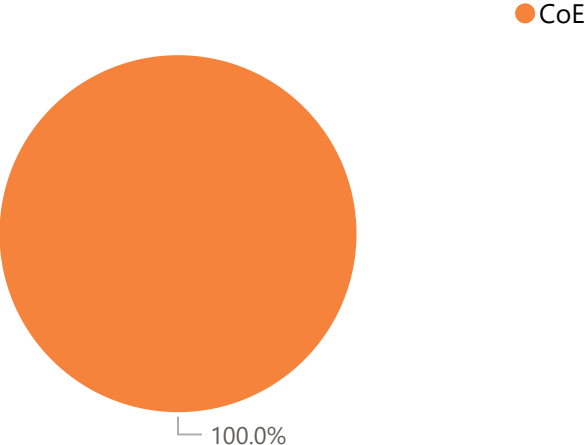
Department:
National Treasury
REPUBLIC OF SOUTH AFRICA

Actual vs Forecast

● Approved ● Forecast ● YTD ● Variance



Composition of spending



Top spending items



Quarter

3

Cluster

All

Department

Public Works and Infrastructure

Entity

Construction Industry Development ...

Capital assets

Spending

Level 3	Approved	YTD	% YTD
CoE	145.0	107.7	100.0%
Total	145.0	107.7	100.0%