

Overview - Public Entities Quarterly Reporting

Approved receipts

142.8

195.2%

Approved spending

139.3

47.0%

Surplus/(deficit)

3.5

- ☐ R billion
- ☒ R million
- ☐ R thousand

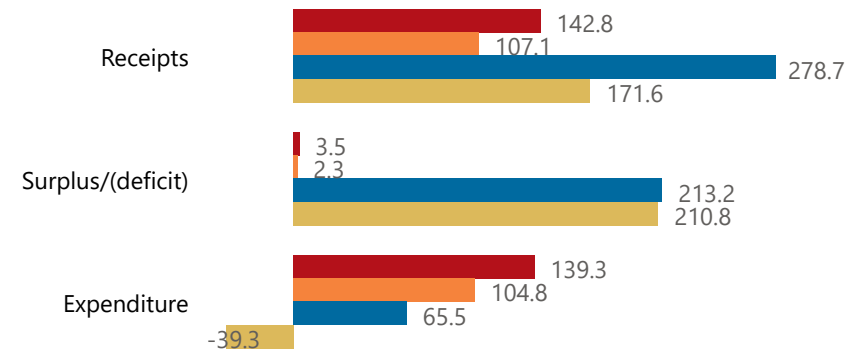


national treasury

Department:
National Treasury
REPUBLIC OF SOUTH AFRICA

Consolidation

● Approved ● Forecast ● YTD ● Variance



Composition of receipts



Quarter

3

Cluster

All

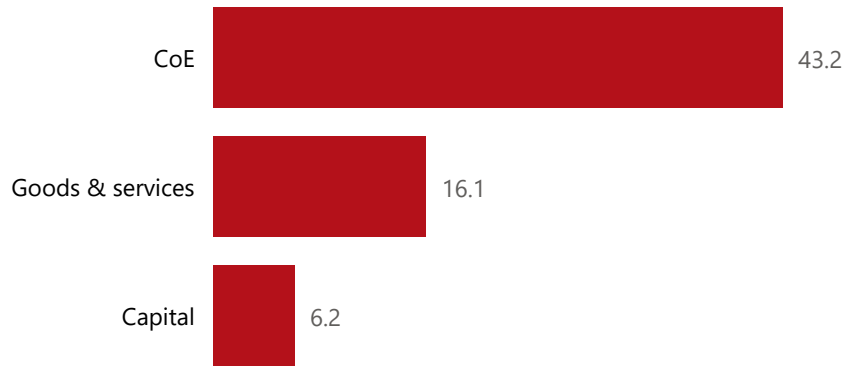
Department

Land Reform and Rural Development

Entity

Office of the Valuer-General

Composition of spending



Functional grouping



Spending by PFMA schedule



Public Entities Receipts

Approved sales of G&S

(Blank) (Blank)

Approved transfers

142.8 194.0%



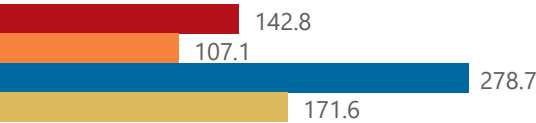
national treasury

Department:
National Treasury
REPUBLIC OF SOUTH AFRICA

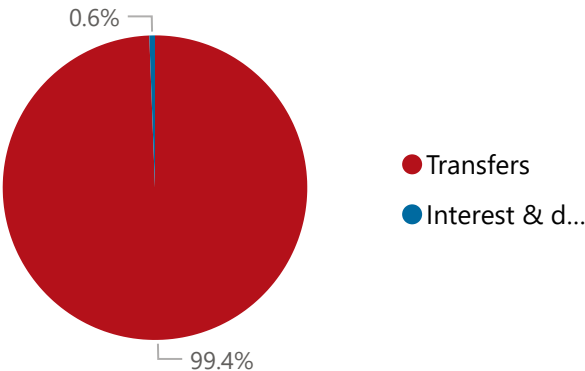
- ☐ R billion
- ☒ R million
- ☐ R thousand

Actual vs Forecast

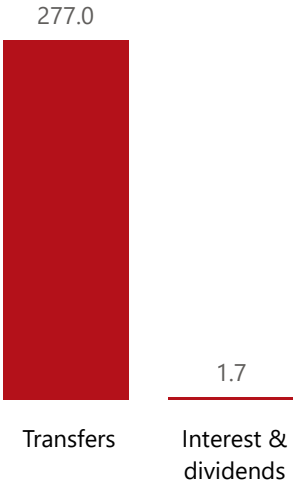
● Approved ● Forecast ● YTD ● Variance



Composition of receipts



Top receipts items



Quarter

3

Cluster

All

Department

Land Reform and Rural Development

Entity

Office of the Valuer-General

Top 5 Transfers



Receipts

Level 3	Approved	YTD	% YTD
Transfers	142.8	277.0	99.4%
Interest & dividends		1.7	0.6%
Total	142.8	278.7	100.0%

Public Entities Spending

Approved CoE

63.4

68.2%

Approved G&S

66.1

24.4%

Approved transfers

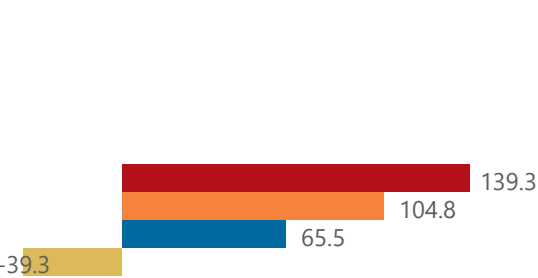
(Blank)

(Blank)

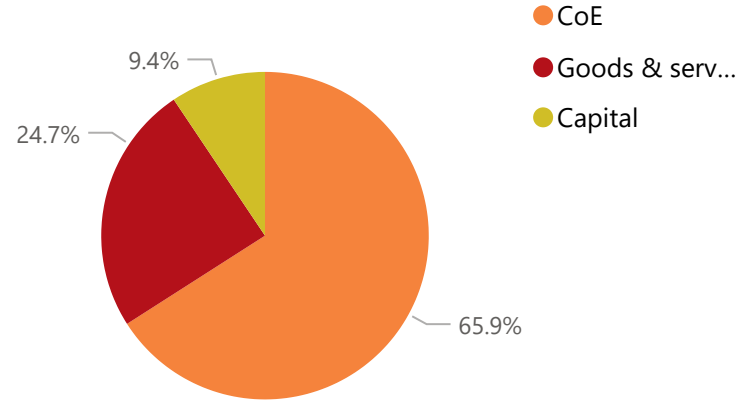
- ☐ R billion
- ☒ R million
- ☐ R thousand

Actual vs Forecast

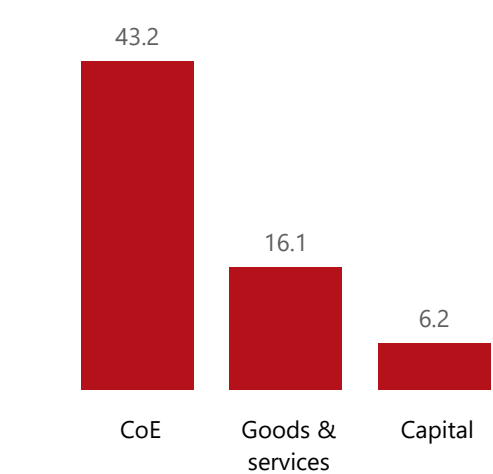
● Approved ● Forecast ● YTD ● Variance



Composition of spending



Top spending items



Quarter

3

Cluster

All

Department

Land Reform and Rural Development

Entity

Office of the Valuer-General

Capital assets

● YTD ● Forecast



Spending

Level 3	Approved	YTD	% YTD
CoE	63.4	43.2	65.9%
Goods & services	66.1	16.1	24.7%
Capital	9.9	6.2	9.4%
Total	139.3	65.5	100.0%