

# Overview - Public Entities Quarterly Reporting

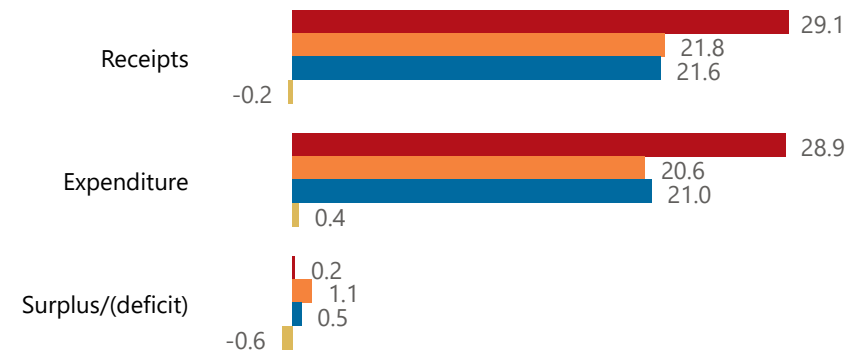
Approved receipts	29.1	74.2%	Approved spending	28.9	72.8%	Surplus/(deficit)	0.2
-------------------	------	-------	-------------------	------	-------	-------------------	-----

- ☐ R billion
- ☒ R million
- ☐ R thousand



## Consolidation

● Approved ● Forecast ● YTD ● Variance



## Composition of receipts



## Quarter

3

## Cluster

All

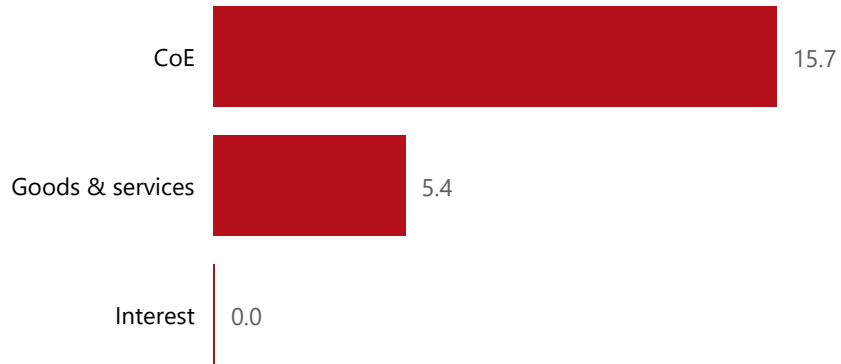
## Department

Land Reform and Rural Development

## Entity

Ingonyama Trust Board

## Composition of spending



## Functional grouping



## Spending by PFMA schedule



# Public Entities Receipts

Approved sales of G&S

(Blank) (Blank)

Approved transfers

29.0 74.1%



national treasury

Department:  
National Treasury  
REPUBLIC OF SOUTH AFRICA

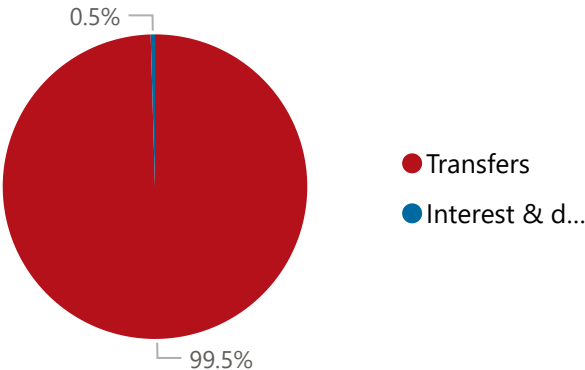
- ☐ R billion
- ☒ R million
- ☐ R thousand

## Actual vs Forecast

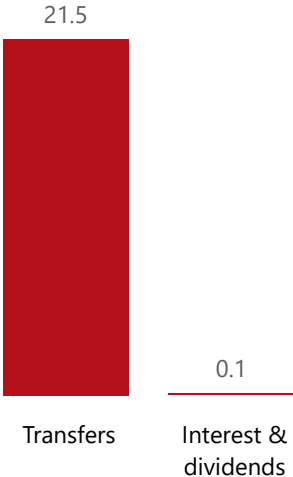
● Approved ● Forecast ● YTD ● Variance



## Composition of receipts



## Top receipts items



## Quarter

3

## Cluster

All

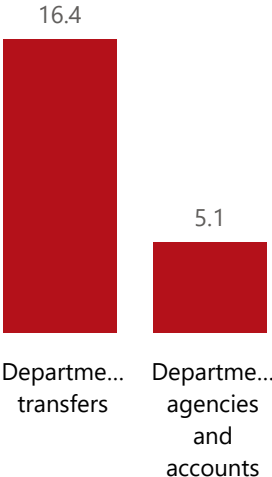
## Department

Land Reform and Rural Development

## Entity

Ingonyama Trust Board

## Top 5 Transfers

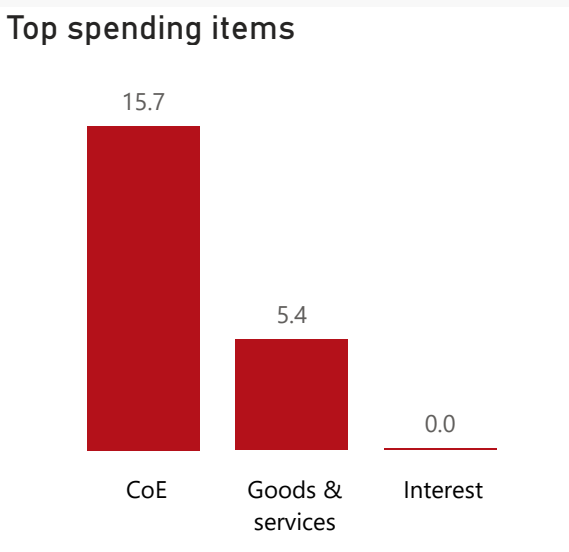
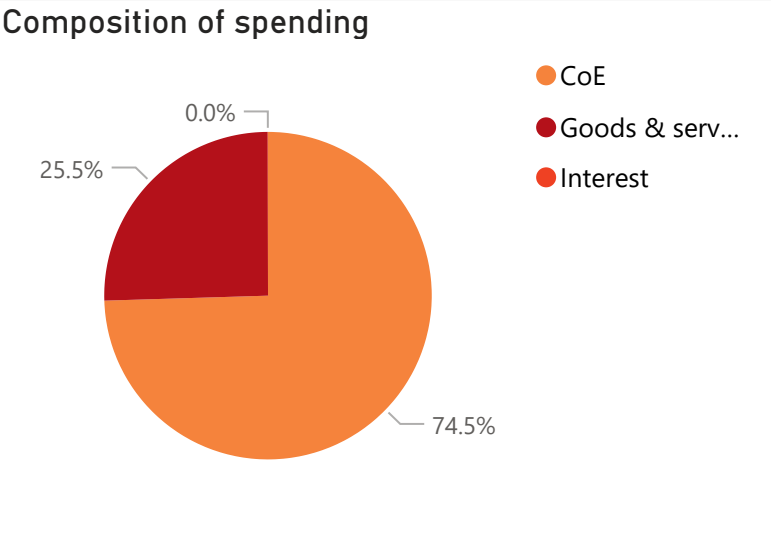
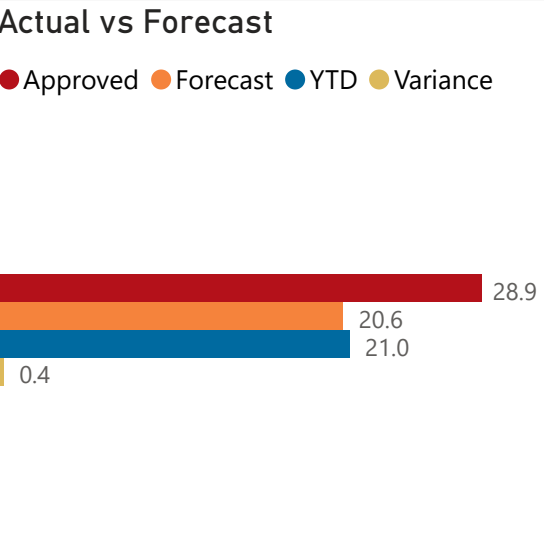


## Receipts

Level 3	Approved	YTD	% YTD
Transfers	29.0	21.5	99.5%
Interest & dividends	0.1	0.1	0.5%
Total	29.1	21.6	100.0%

# Public Entities Spending

Approved CoE	Approved G&S	Approved transfers
21.473.4%	7.570.9%	(Blank)(Blank)



## Capital assets

Spending			
Level 3	Approved	YTD	% YTD
⊕ CoE	21.4	15.7	74.5%
⊕ Goods & services	7.5	5.4	25.5%
⊕ Interest		0.0	0.0%
Total	28.9	21.0	100.0%

- ☐ R billion
- ☒ R million
- ☐ R thousand

Quarter

3

Cluster

All

Department

Land Reform and Rural Development

Entity

Ingonyama Trust Board