

Overview - Public Entities Quarterly Reporting

Approved receipts

864.1

105.3%

Approved spending

864.1

91.7%

Surplus/(deficit)

(Blank)

- ☐ R billion
- ☒ R million
- ☐ R thousand

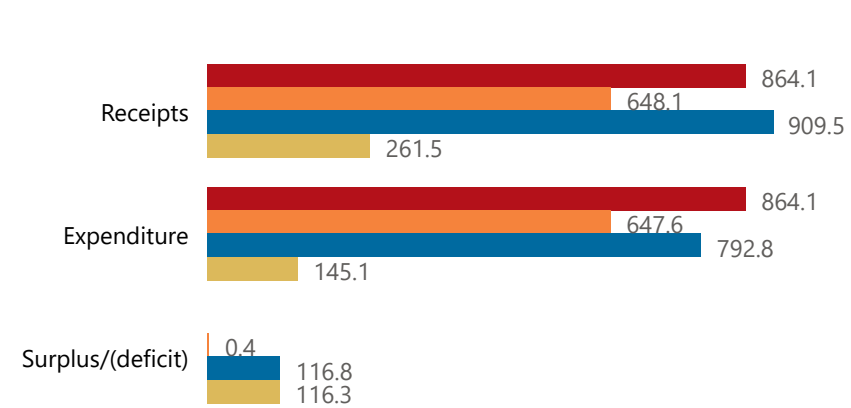


national treasury


Department:
National Treasury
REPUBLIC OF SOUTH AFRICA

Consolidation

● Approved ● Forecast ● YTD ● Variance



Composition of receipts



Quarter

3

Cluster

All

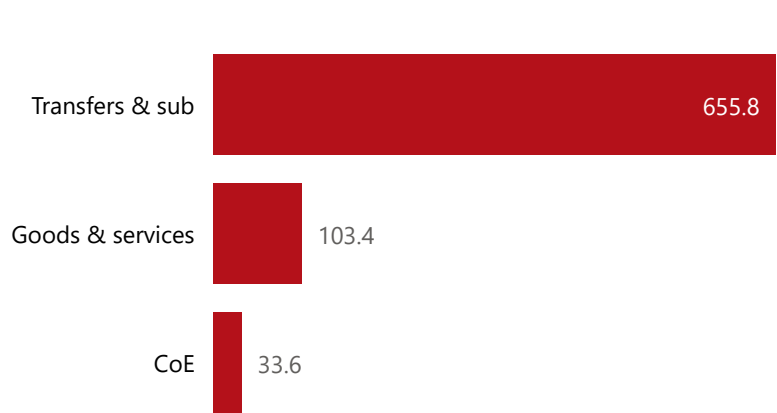
Department

Human Settlements

Entity

The Social Housing Regulatory Auth... ▾

Composition of spending



Functional grouping



Spending by PFMA schedule



Public Entities Receipts

Approved sales of G&S

(Blank)

0.0%

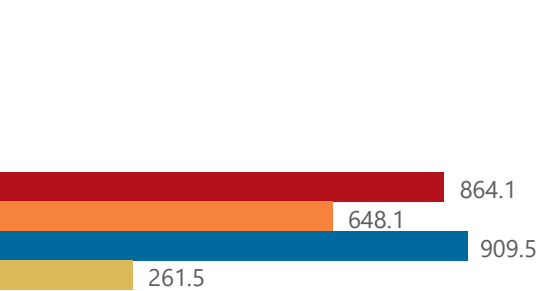
Approved transfers

864.1

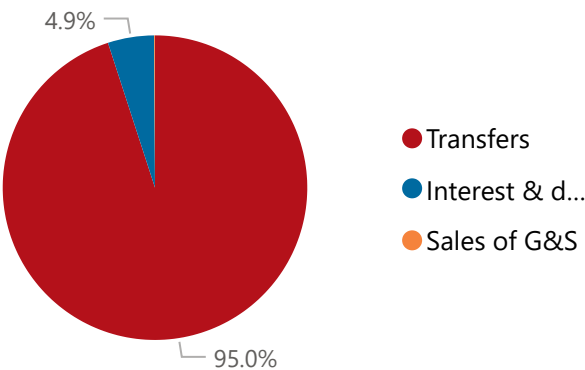
100.0%

Actual vs Forecast

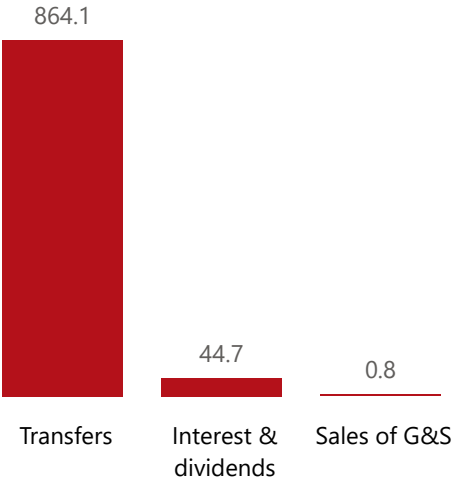
● Approved ● Forecast ● YTD ● Variance



Composition of receipts



Top receipts items



Quarter

3

Cluster

All

Department

Human Settlements

Entity

The Social Housing Regulatory Auth...

Top 5 Transfers



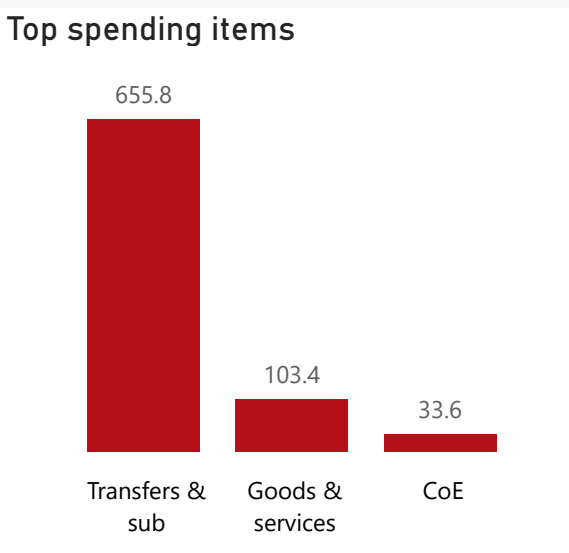
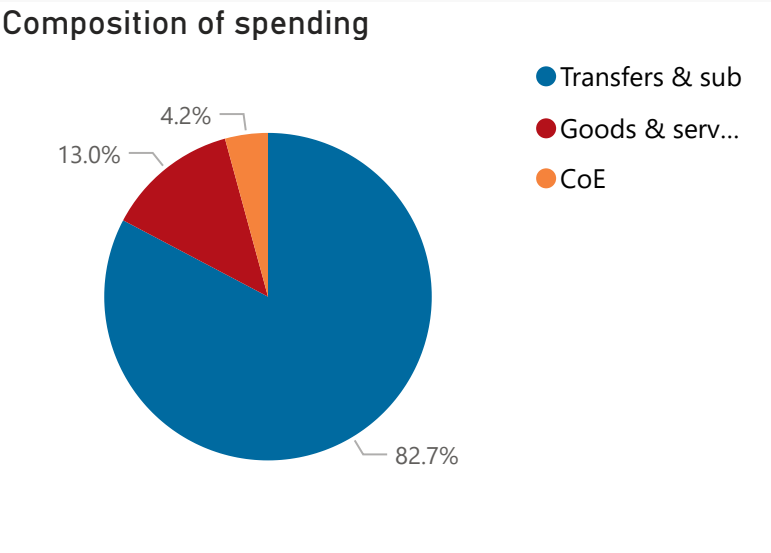
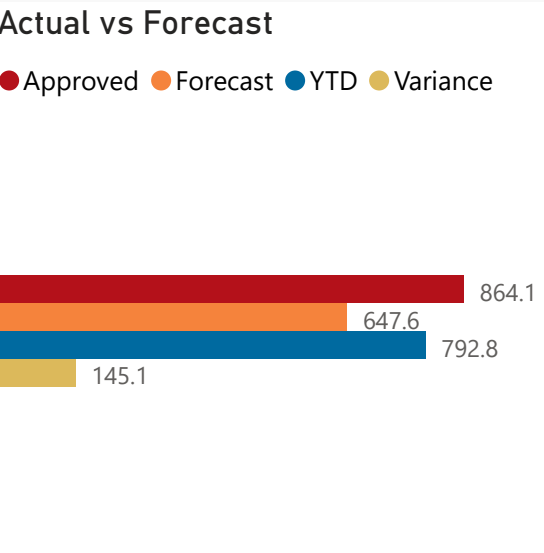
Receipts

Level 3	Approved	YTD	% YTD
Transfers	864.1	864.1	95.0%
Interest & dividends		44.7	4.9%
Sales of G&S		0.8	0.1%
Total	864.1	909.5	100.0%

Public Entities Spending

Approved CoE	Approved G&S	Approved transfers
40.483.1%	37.2277.7%	786.583.4%

- ☐ R billion
- ☒ R million
- ☐ R thousand



Capital assets

Spending			
Level 3	Approved	YTD	% YTD
⊕ Transfers & sub	786.5	655.8	82.7%
⊕ Goods & services	37.2	103.4	13.0%
⊕ CoE	40.4	33.6	4.2%
Total	864.1	792.8	100.0%

Quarter

3

Cluster

All

Department

Human Settlements

Entity

The Social Housing Regulatory Auth...