

Overview - Public Entities Quarterly Reporting

Approved receipts

100.7

157.5%

Approved spending

86.7

71.2%

Surplus/(deficit)

14.0

- ☐ R billion
- ☒ R million
- ☐ R thousand

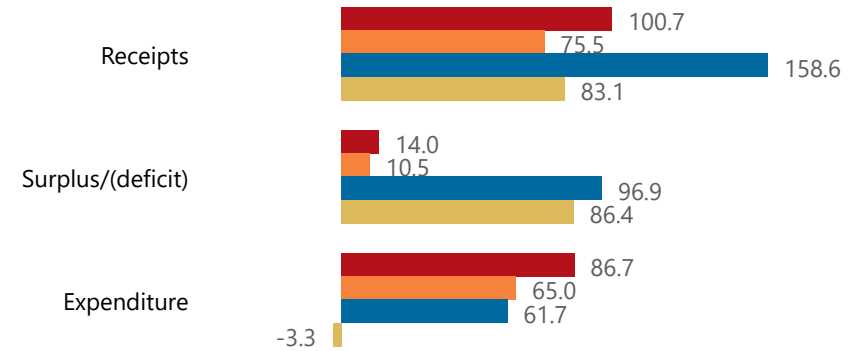


national treasury

Department:
National Treasury
REPUBLIC OF SOUTH AFRICA

Consolidation

● Approved ● Forecast ● YTD ● Variance



Composition of receipts



Quarter

3

Cluster

All

Department

Human Settlements

Entity

Property Practitioners Fidelity Fund

Composition of spending



Functional grouping



Spending by PFMA schedule

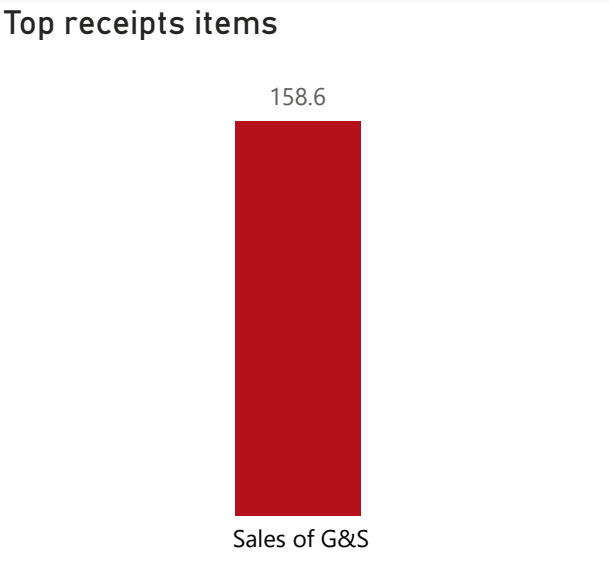
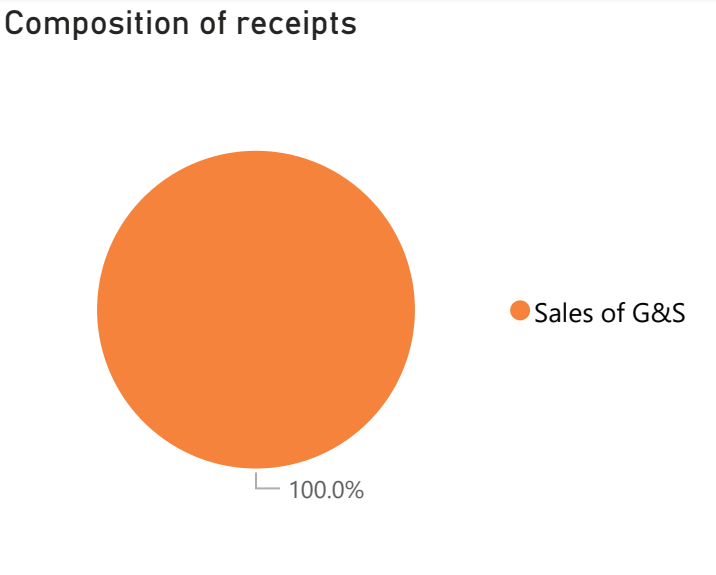
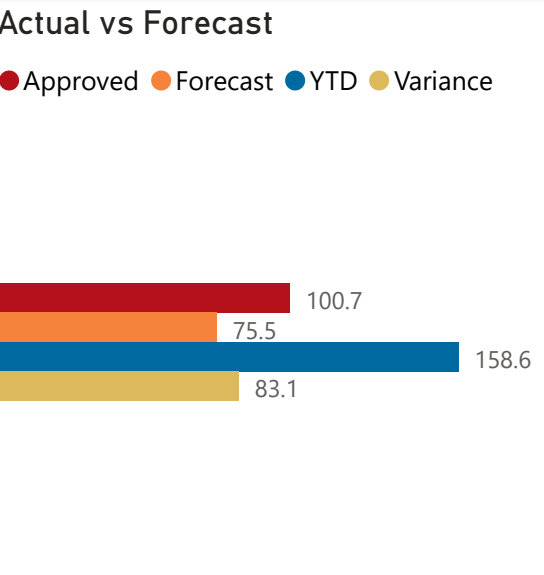


Public Entities Receipts

Approved sales of G&S
100.7 157.5%

Approved transfers
(Blank) (Blank)

- ☐ R billion
- ☒ R million
- ☐ R thousand



Quarter

3

Cluster

All

Department

Human Settlements

Entity

Property Practitioners Fidelity Fund

Top 5 Transfers

Receipts			
Level 3	Approved	YTD	% YTD
⊕ Sales of G&S	100.7	158.6	100.0%
Total	100.7	158.6	100.0%

Public Entities Spending

Approved CoE

(Blank)

(Blank)

Approved G&S

86.7

71.2%

Approved transfers

(Blank)

(Blank)

- ☐ R billion
- ☒ R million
- ☐ R thousand



national treasury

Department:
National Treasury
REPUBLIC OF SOUTH AFRICA


Actual vs Forecast

● Approved ● Forecast ● YTD ● Variance



Composition of spending

● Goods & serv...



Top spending items

61.7



Goods & services

Quarter

3

Cluster

All

Department

Human Settlements

Entity

Property Practitioners Fidelity Fund

Capital assets

Spending

Level 3	Approved	YTD	% YTD
⊕ Goods & services	86.7	61.7	100.0%
Total	86.7	61.7	100.0%