

Overview - Public Entities Quarterly Reporting

Approved receipts

1 878.0

42.3%

Approved spending

1 294.7

27.2%

Surplus/(deficit)

583.3

- ☐ R billion
- ☒ R million
- ☐ R thousand

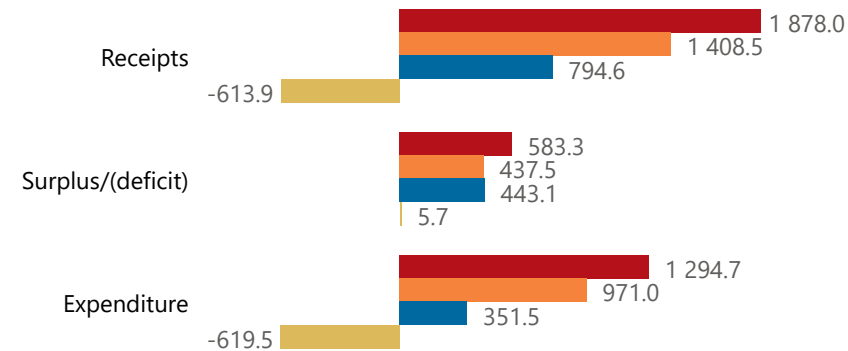


national treasury

Department:
National Treasury
REPUBLIC OF SOUTH AFRICA

Consolidation

● Approved ● Forecast ● YTD ● Variance

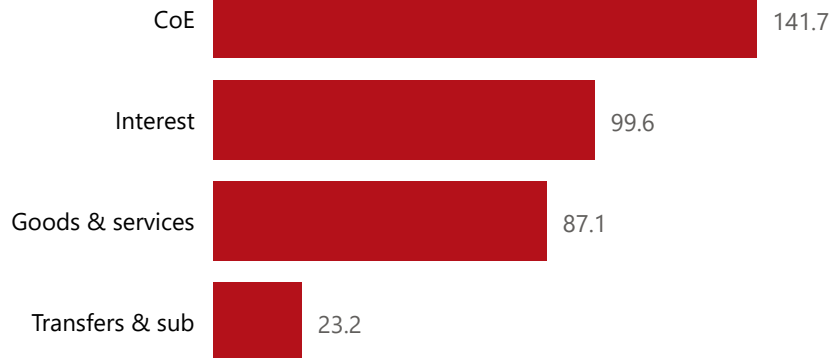


Composition of receipts

Sales of G&S

794.6

Composition of spending



Functional grouping

Community development

351.5

Quarter

3

Cluster

All

Department

Human Settlements

Entity

National Housing Finance Corporati... ▾

Spending by PFMA schedule

3A

351.5

Public Entities Receipts

Approved sales of G&S

1 674.0 47.5%

Approved transfers

(Blank) (Blank)



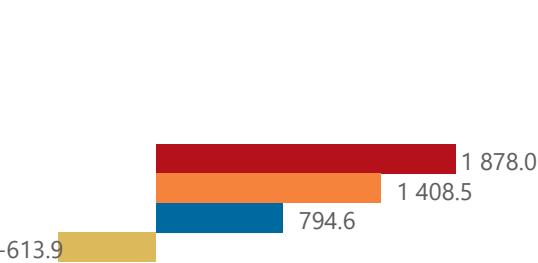
national treasury

Department:
National Treasury
REPUBLIC OF SOUTH AFRICA

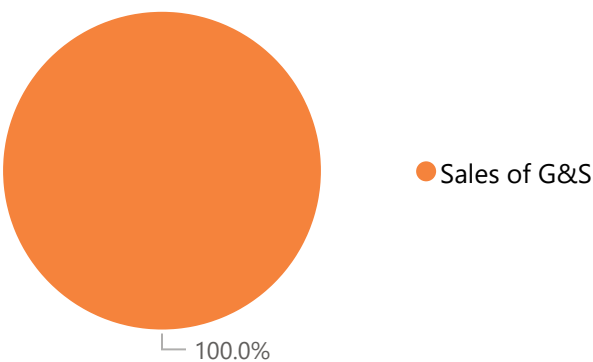
- ☐ R billion
- ☒ R million
- ☐ R thousand

Actual vs Forecast

● Approved ● Forecast ● YTD ● Variance



Composition of receipts



Top receipts items



Quarter

3

Cluster

All

Department

Human Settlements

Entity

National Housing Finance Corporati...

Top 5 Transfers

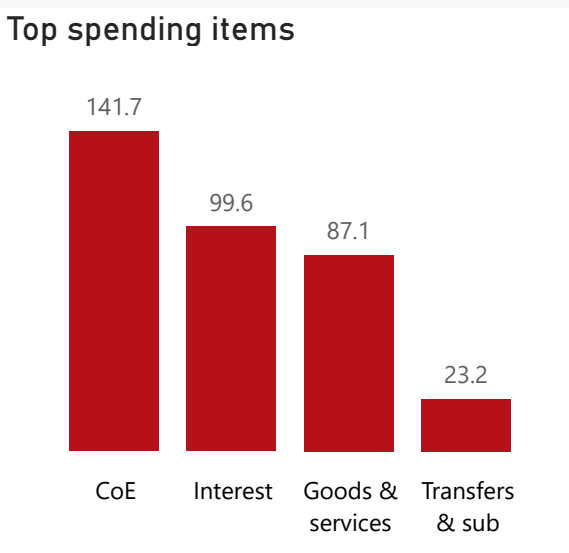
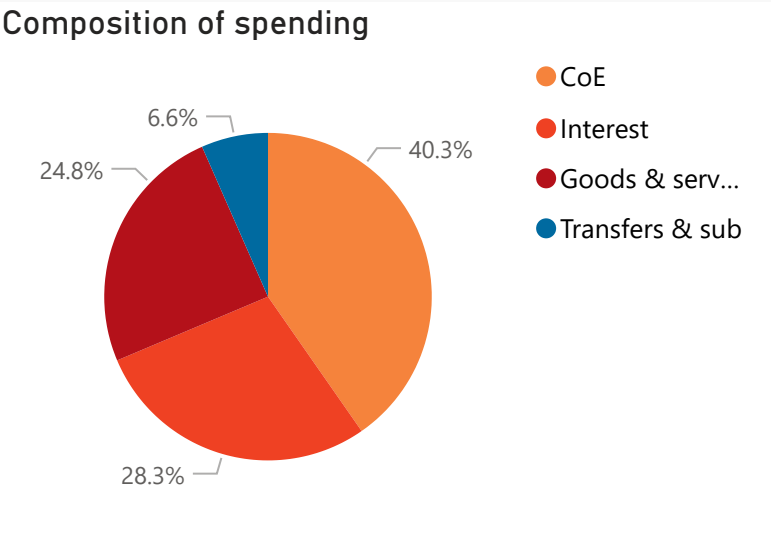
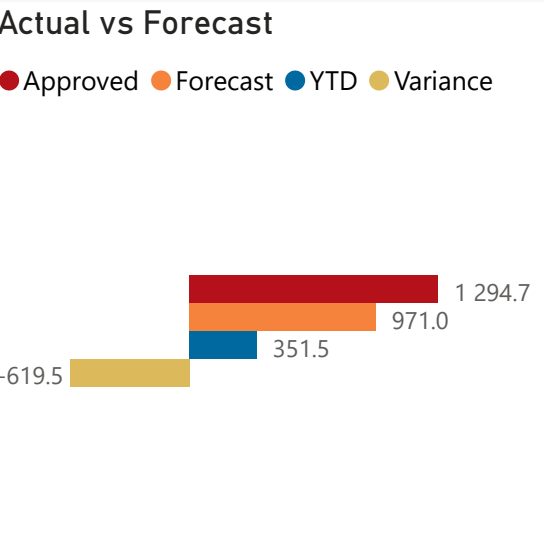
Receipts

Level 3	Approved	YTD	% YTD
+ Sales of G&S	1 674.0	794.6	100.0%
+ Interest & dividends	132.0		
+ Sales of capital assets	72.0		
Total	1 878.0	794.6	100.0%

Public Entities Spending

Approved CoE	Approved G&S	Approved transfers
231.261.3%	252.534.5%	401.45.8%

- ☐ R billion
- ☒ R million
- ☐ R thousand



Quarter

3

Cluster

All

Department

Human Settlements

Entity

National Housing Finance Corporati...

Capital assets

Spending			
Level 3	Approved	YTD	% YTD
⊕ CoE	231.2	141.7	40.3%
⊕ Interest	145.8	99.6	28.3%
⊕ Goods & services	252.5	87.1	24.8%
⊕ Transfers & sub	401.4	23.2	6.6%
⊕ Capital	104.0		
⊕ Fin assets	159.7		
Total	1294.7	351.5	100.0%