

Overview - Public Entities Quarterly Reporting

Approved receipts

965.8

72.0%

Approved spending

933.7

57.2%

Surplus/(deficit)

32.1

- ☐ R billion
- ☒ R million
- ☐ R thousand

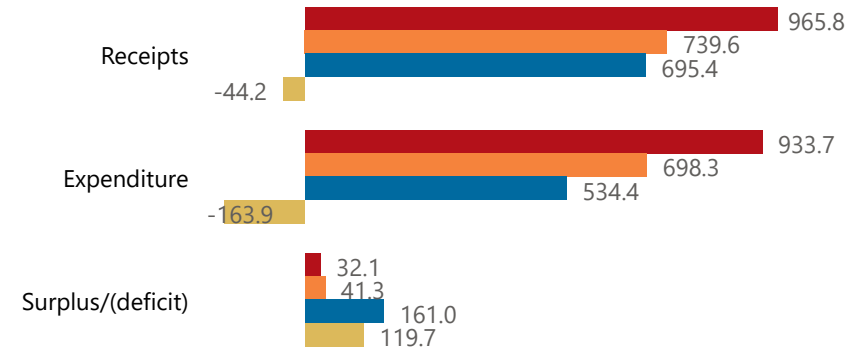


national treasury

Department:
National Treasury
REPUBLIC OF SOUTH AFRICA

Consolidation

● Approved ● Forecast ● YTD ● Variance



Composition of receipts



Quarter

3

Cluster

All

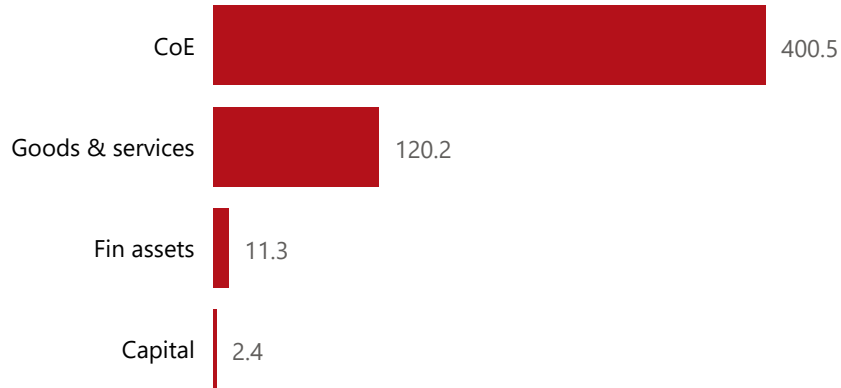
Department

Human Settlements

Entity

National Home Builders Registration...

Composition of spending



Functional grouping



Spending by PFMA schedule



Public Entities Receipts

Approved sales of G&S

907.0

75.8%

Approved transfers

58.8

14.1%



national treasury

Department:
National Treasury
REPUBLIC OF SOUTH AFRICA

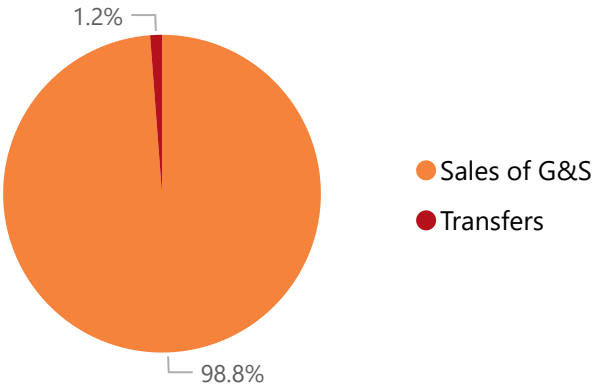
- ☐ R billion
- ☒ R million
- ☐ R thousand

Actual vs Forecast


● Approved ● Forecast ● YTD ● Variance



Composition of receipts



Top receipts items



Quarter

3

Cluster

All

Department

Human Settlements

Entity

National Home Builders Registration...

Top 5 Transfers



Receipts

Level 3	Approved	YTD	% YTD
+ Sales of G&S	907.0	687.1	98.8%
+ Transfers	58.8	8.3	1.2%
Total	965.8	695.4	100.0%

Public Entities Spending

Approved CoE

617.5

64.9%

Approved G&S

274.4

43.8%

Approved transfers

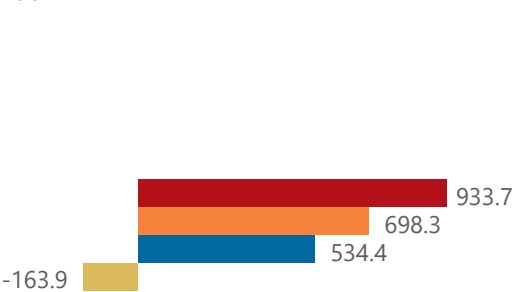
(Blank)

(Blank)

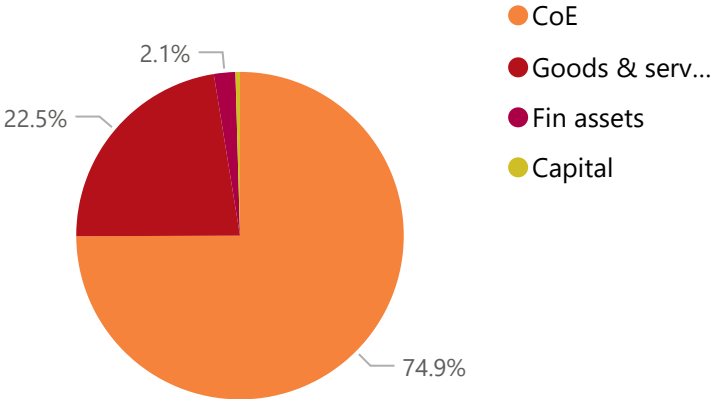
- ☐ R billion
- ☒ R million
- ☐ R thousand

Actual vs Forecast

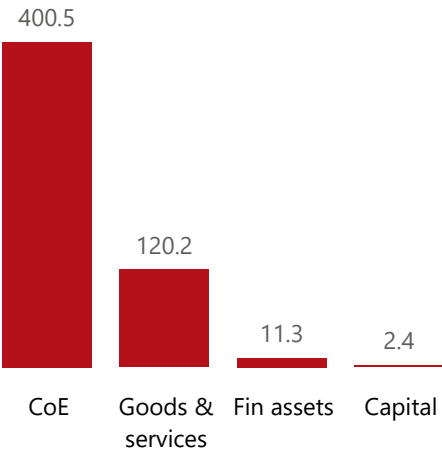
● Approved ● Forecast ● YTD ● Variance



Composition of spending

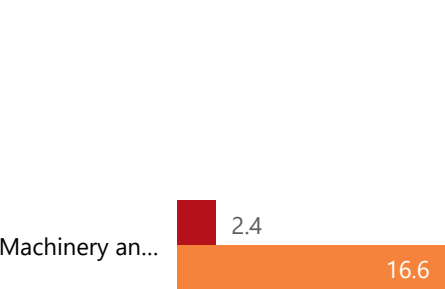


Top spending items



Capital assets

● YTD ● Forecast



Spending

Level 3	Approved	YTD	% YTD
CoE	617.5	400.5	74.9%
Goods & services	274.4	120.2	22.5%
Fin assets	11.3	11.3	2.1%
Capital	41.9	2.4	0.4%
Total	933.7	534.4	100.0%

Quarter

3

Cluster

All

Department

Human Settlements

Entity

National Home Builders Registration...