

# Overview - Public Entities Quarterly Reporting

Approved receipts

674.1

78.1%

Approved spending

575.3

63.3%

Surplus/(deficit)

98.9

- ☐ R billion
- ☒ R million
- ☐ R thousand

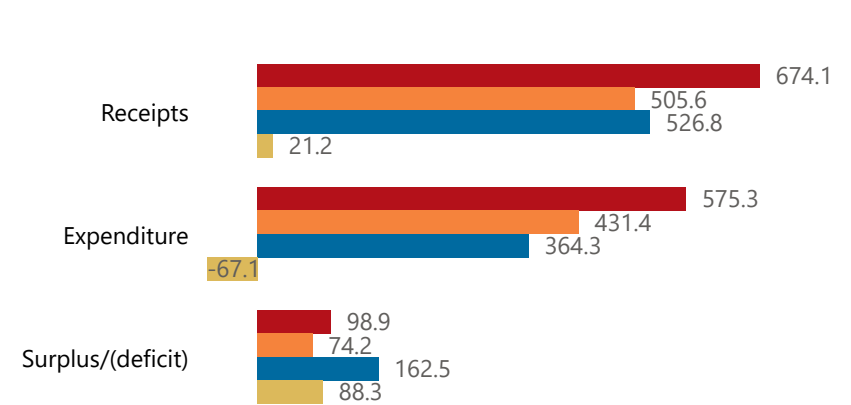


**national treasury**

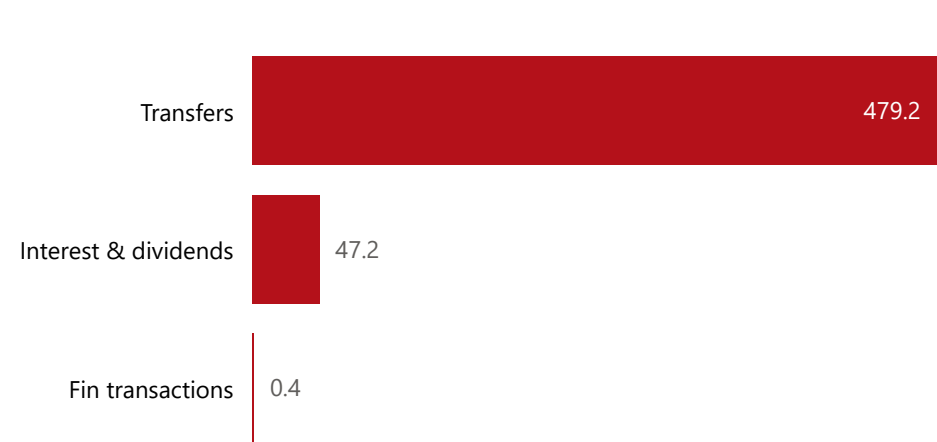
Department:  
National Treasury  
REPUBLIC OF SOUTH AFRICA

## Consolidation

● Approved ● Forecast ● YTD ● Variance



## Composition of receipts



## Quarter

3

## Cluster

All

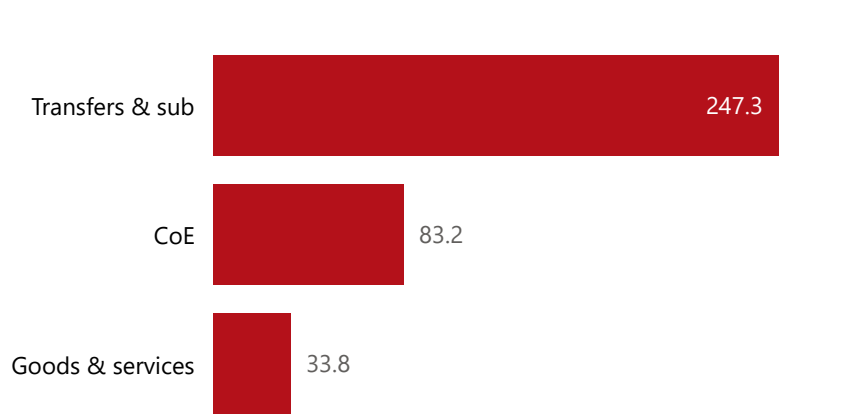
## Department

Higher Education

## Entity

Safety and Security Education and Tr...

## Composition of spending



## Functional grouping



## Spending by PFMA schedule



# Public Entities Receipts

Approved sales of G&S

(Blank) (Blank)

Approved transfers

631.3 75.9%



national treasury

Department:  
National Treasury  
REPUBLIC OF SOUTH AFRICA

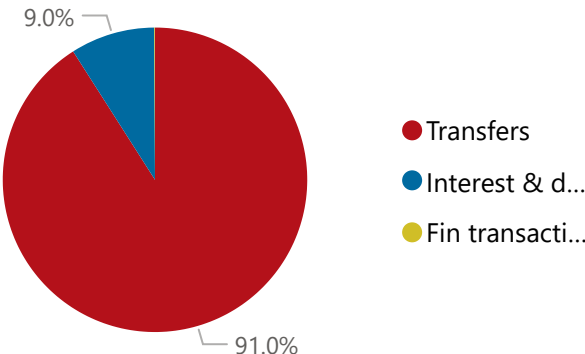
- ☐ R billion
- ☒ R million
- ☐ R thousand

## Actual vs Forecast

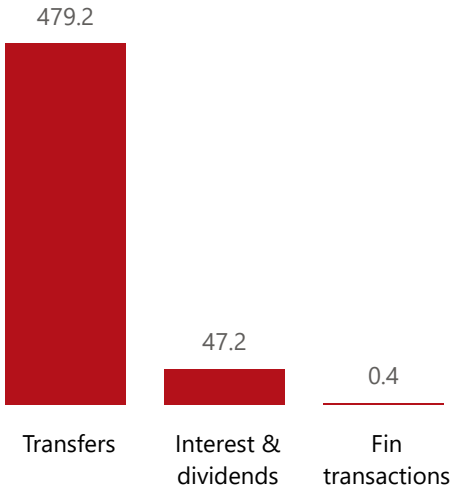
● Approved ● Forecast ● YTD ● Variance



## Composition of receipts



## Top 5 Receipts



## Quarter

3

## Cluster

All

## Department

Higher Education

## Entity

Safety and Security Education and Tr...

## Top 5 Transfers



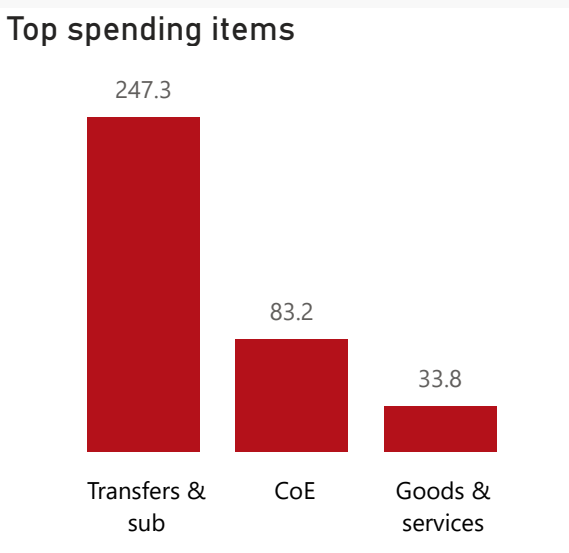
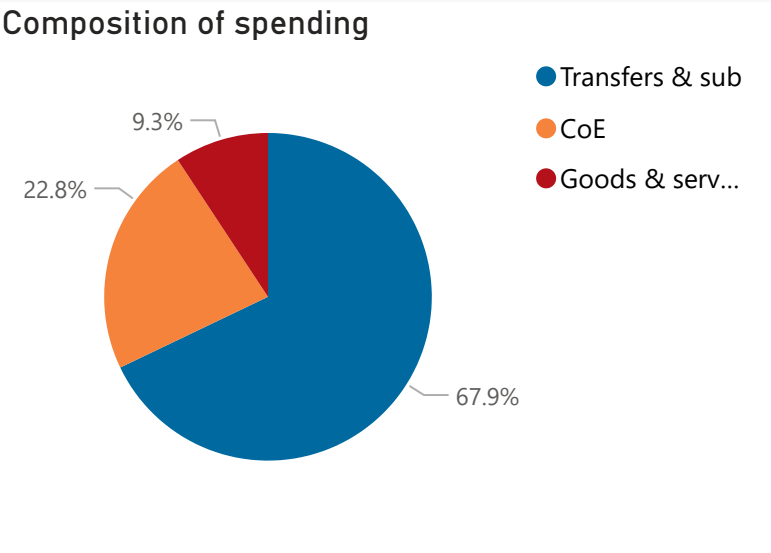
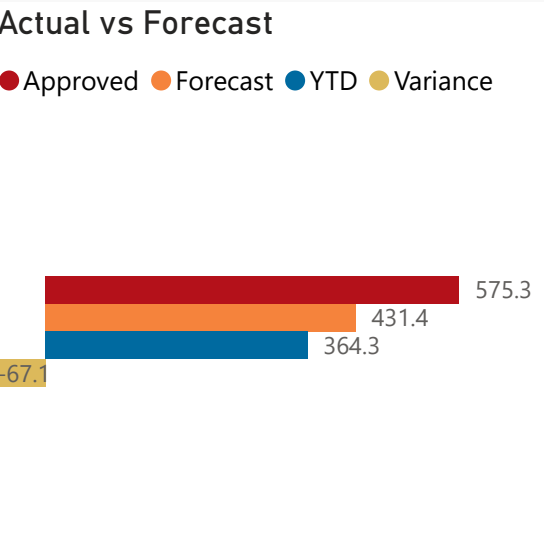
## Receipts

Level 3	Approved	YTD	% YTD
Transfers	631.3	479.2	91.0%
Interest & dividends	42.8	47.2	9.0%
Fin transactions		0.4	0.1%
Total	674.1	526.8	100.0%

# Public Entities Spending

Approved CoE	Approved G&S	Approved transfers
112.174.2%	84.839.9%	371.266.6%

- ☐ R billion
- ☒ R million
- ☐ R thousand



## Capital assets

Spending			
Level 3	Approved	YTD	% YTD
⊕ Transfers & sub	371.2	247.3	67.9%
⊕ CoE	112.1	83.2	22.8%
⊕ Goods & services	84.8	33.8	9.3%
⊕ Capital	7.1		
⊕ Interest	0.1		
Total	575.3	364.3	100.0%

Quarter

3

Cluster

All

Department

Higher Education

Entity

Safety and Security Education and Tr...