

# Overview - Public Entities Quarterly Reporting

Approved receipts

54.9

91.2%

Approved spending

53.5

85.1%

Surplus/(deficit)

1.4

- ☒ R billion
- ☐ R million
- ☐ R thousand

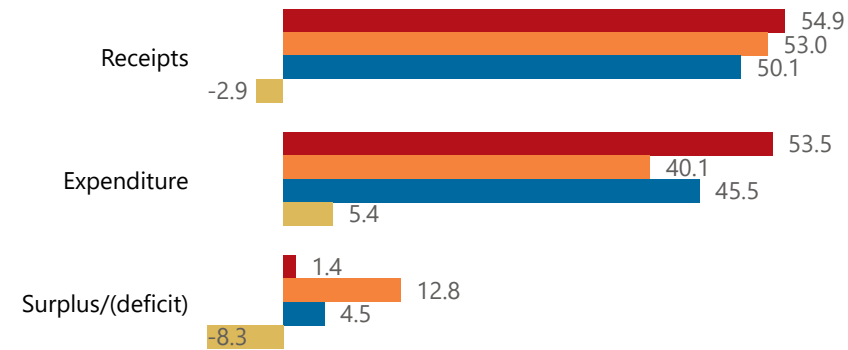


**national treasury**


Department:  
National Treasury  
REPUBLIC OF SOUTH AFRICA

## Consolidation

● Approved ● Forecast ● YTD ● Variance



## Composition of receipts



## Quarter

3

## Cluster

All

## Department

Higher Education

## Entity

National Student Financial Aid Sche...

## Composition of spending



## Functional grouping



## Spending by PFMA schedule



# Public Entities Receipts

Approved sales of G&S

0.3

183.3%

Approved transfers

53.2

90.6%



national treasury

Department:  
National Treasury  
REPUBLIC OF SOUTH AFRICA

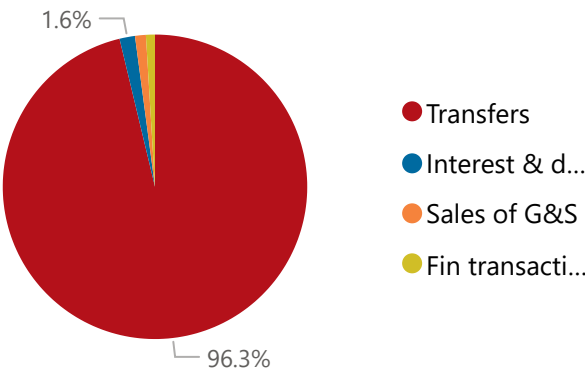
- R billion
- R million
- R thousand

## Actual vs Forecast

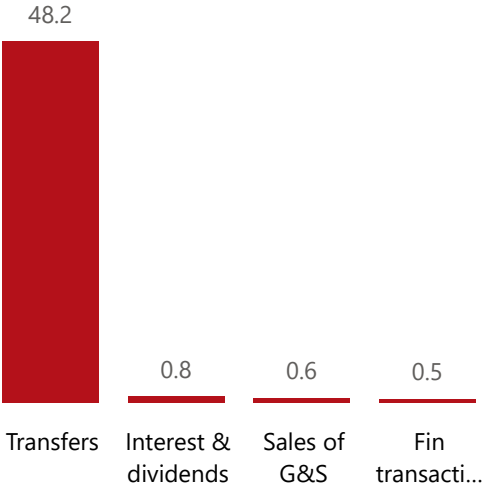
Approved Forecast YTD Variance



## Composition of receipts



## Top receipts items



## Quarter

3

## Cluster

All

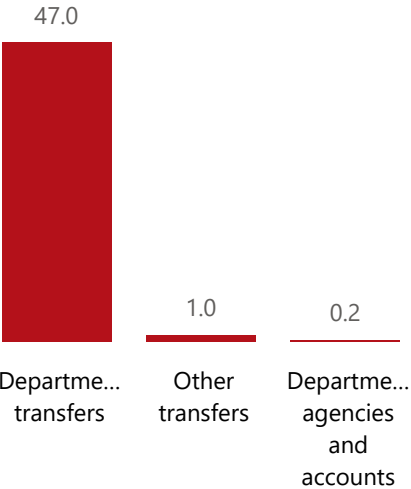
## Department

Higher Education

## Entity

National Student Financial Aid Sche...

## Top 5 Transfers



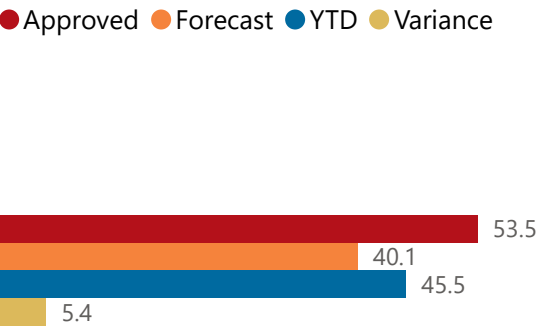
## Receipts

Level 3	Approved	YTD	% YTD
Transfers	53.2	48.2	96.3%
Interest & dividends	1.0	0.8	1.6%
Sales of G&S	0.3	0.6	1.2%
Fin transactions	0.4	0.5	1.0%
Total	54.9	50.1	100.0%

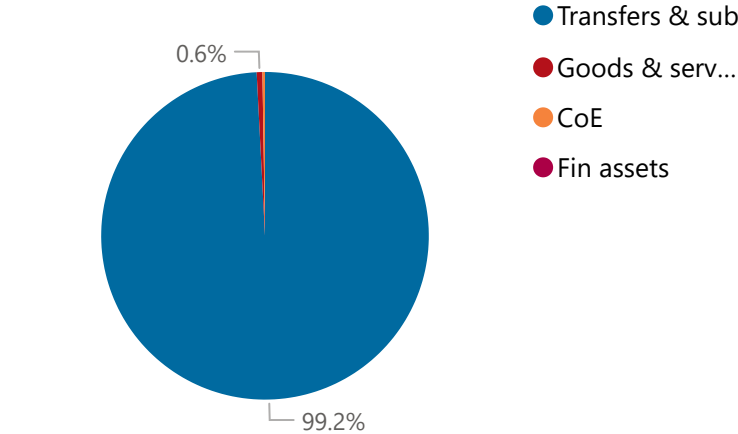
# Public Entities Spending

Approved CoE	0.2	47.9%
Approved G&S	0.4	59.6%
Approved transfers	52.8	85.5%

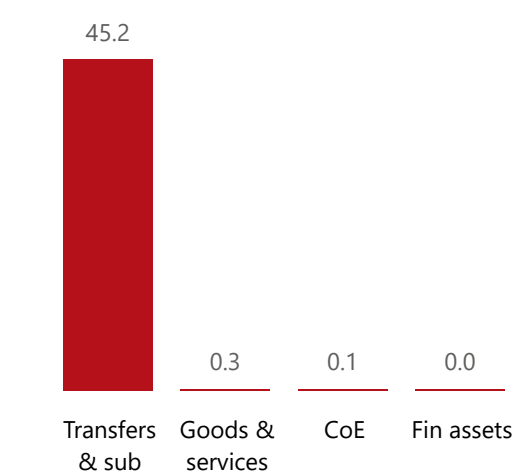
## Actual vs Forecast



## Composition of spending



## Top spending items



## Capital assets

## Spending

Level 3	Approved	YTD	% YTD
⊕ Transfers & sub	52.8	45.2	99.2%
⊕ Goods & services	0.4	0.3	0.6%
⊕ CoE	0.2	0.1	0.3%
⊕ Fin assets	0.0	0.0	0.0%
Total	53.5	45.5	100.0%

- R billion
- R million
- R thousand



national treasury  
Department:  
National Treasury  
REPUBLIC OF SOUTH AFRICA

## Quarter

3

## Cluster

All

## Department

Higher Education

## Entity

National Student Financial Aid Sche...