

Overview - Public Entities Quarterly Reporting

Approved receipts

1,281.4 77.5%

Approved spending

1,201.0 76.8%

Surplus/(deficit)

80.4

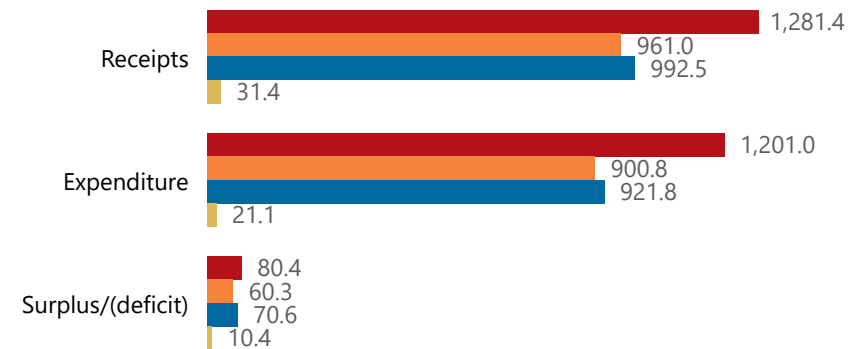
- ☐ R billion
- ☒ R million
- ☐ R thousand




national treasury
Department:
National Treasury
REPUBLIC OF SOUTH AFRICA

Consolidation

● Approved ● Forecast ● YTD ● Variance



Composition of receipts



Quarter

3

Cluster

All

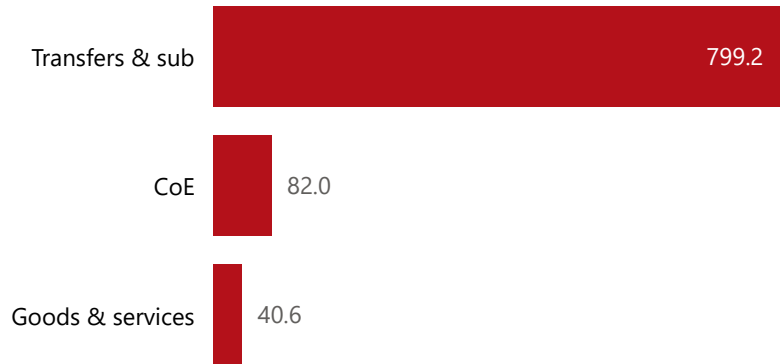
Department

Higher Education

Entity

Media, Information and Communicat...▼

Composition of spending



Functional grouping



Spending by PFMA schedule



Public Entities Receipts

Approved sales of G&S

(Blank) 0.0%

Approved transfers

1,230.9 77.0%



national treasury

Department:
National Treasury
REPUBLIC OF SOUTH AFRICA

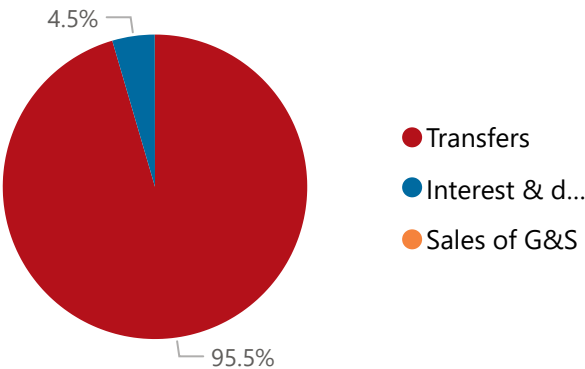
- ☐ R billion
- ☒ R million
- ☐ R thousand

Actual vs Forecast

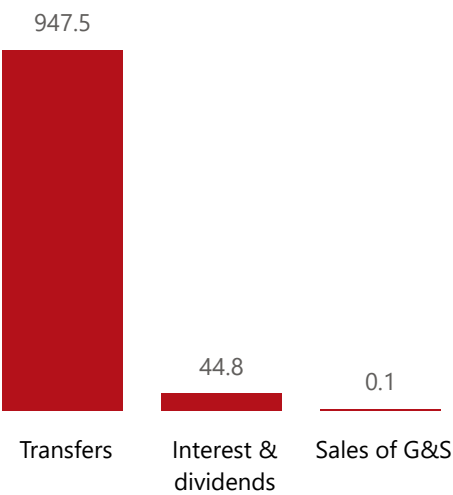
● Approved ● Forecast ● YTD ● Variance



Composition of receipts



Top 5 Receipts



Quarter

3

Cluster

All

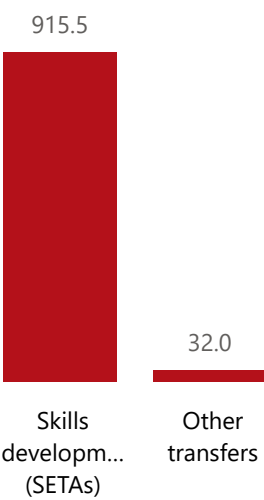
Department

Higher Education

Entity

Media, Information and Communicat...

Top 5 Transfers



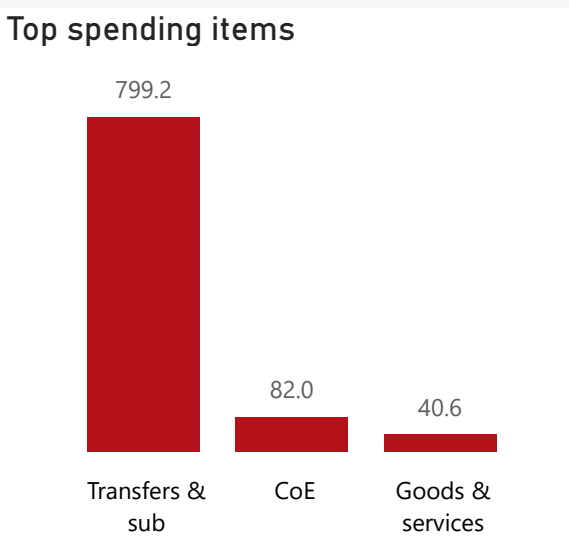
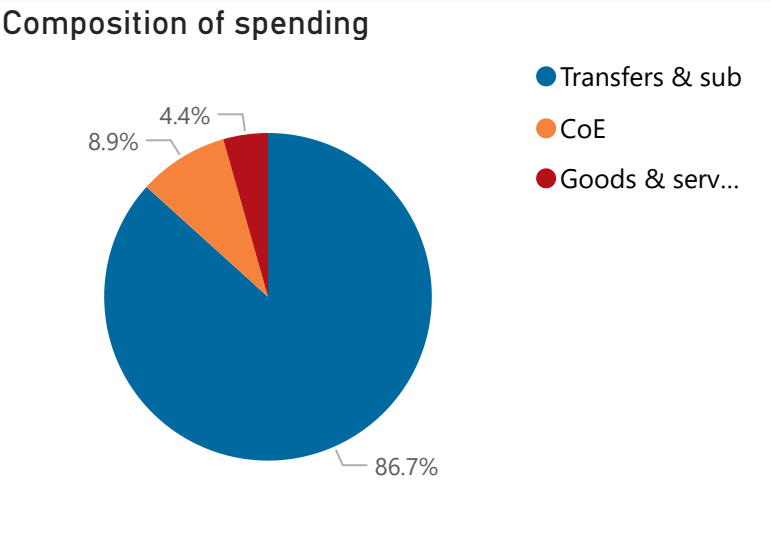
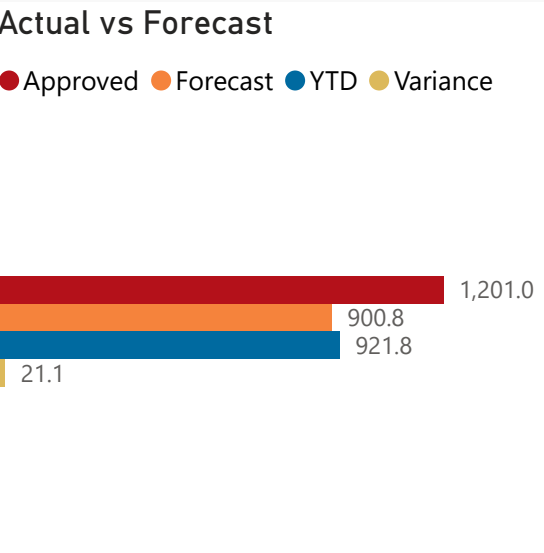
Receipts

Level 3	Approved	YTD	% YTD
Transfers	1,230.9	947.5	95.5%
Interest & dividends	50.5	44.8	4.5%
Sales of G&S		0.1	0.0%
Total	1,281.4	992.5	100.0%

Public Entities Spending

Approved CoE	Approved G&S	Approved transfers
86.794.5%	42.196.5%	1,072.274.5%

- ☐ R billion
- ☒ R million
- ☐ R thousand



Capital assets

Spending			
Level 3	Approved	YTD	% YTD
⊕ Transfers & sub	1,072.2	799.2	86.7%
⊕ CoE	86.7	82.0	8.9%
⊕ Goods & services	42.1	40.6	4.4%
Total	1,201.0	921.8	100.0%

Quarter

3

Cluster

All

Department

Higher Education

Entity

Media, Information and Communicat...