

# Overview - Public Entities Quarterly Reporting

Approved receipts

96.3

72.6%

Approved spending

90.0

69.3%

Surplus/(deficit)

6.3

- ☐ R billion
- ☒ R million
- ☐ R thousand

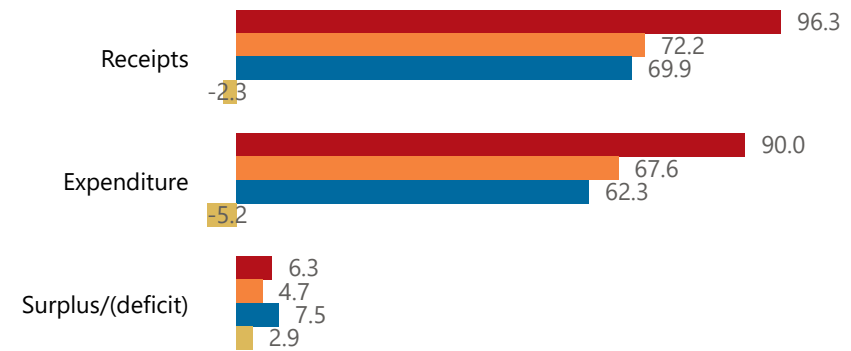


**national treasury**

Department:  
National Treasury  
REPUBLIC OF SOUTH AFRICA

## Consolidation

● Approved ● Forecast ● YTD ● Variance



## Composition of receipts



## Quarter

3

## Cluster

All

## Department

Higher Education

## Entity

Council on Higher Education

## Composition of spending



## Functional grouping



## Spending by PFMA schedule



# Public Entities Receipts

Approved sales of G&S

7.8

68.1%

Approved transfers

88.5

73.0%



national treasury

Department:  
National Treasury  
REPUBLIC OF SOUTH AFRICA

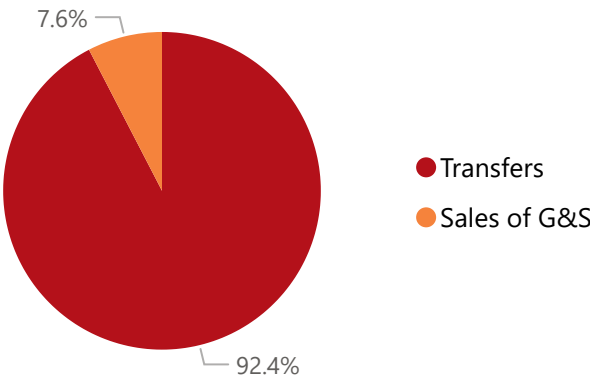
- ☐ R billion
- ☒ R million
- ☐ R thousand

## Actual vs Forecast

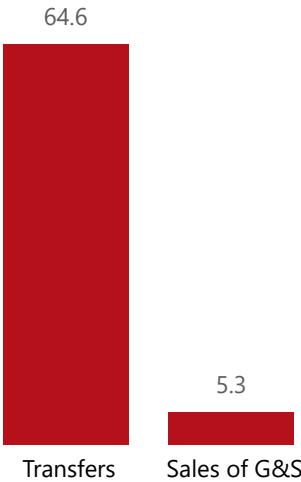
● Approved ● Forecast ● YTD ● Variance



## Composition of receipts



## Top receipts items



## Quarter

3

## Cluster

All

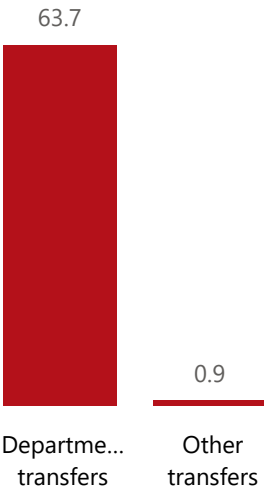
## Department

Higher Education

## Entity

Council on Higher Education

## Top 5 Transfers



## Receipts

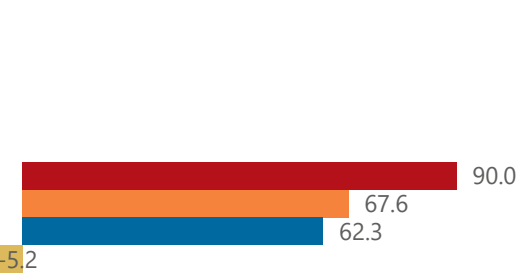
| Level 3        | Approved | YTD  | % YTD  |
|----------------|----------|------|--------|
| ⊕ Transfers    | 88.5     | 64.6 | 92.4%  |
| ⊕ Sales of G&S | 7.8      | 5.3  | 7.6%   |
| Total          | 96.3     | 69.9 | 100.0% |

# Public Entities Spending

|              |              |                    |
|--------------|--------------|--------------------|
| Approved CoE | Approved G&S | Approved transfers |
| 46.571.9%    | 43.466.5%    | (Blank)(Blank)     |

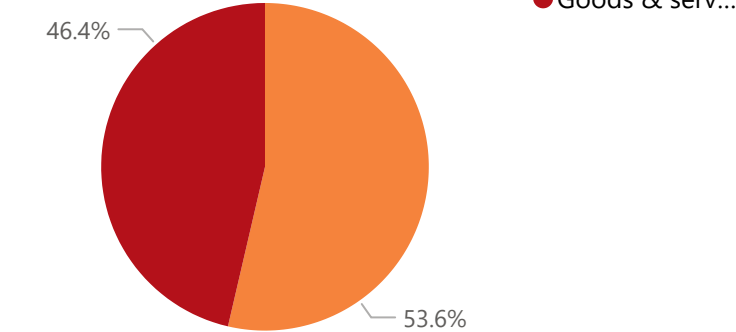
Actual vs Forecast

● Approved ● Forecast ● YTD ● Variance

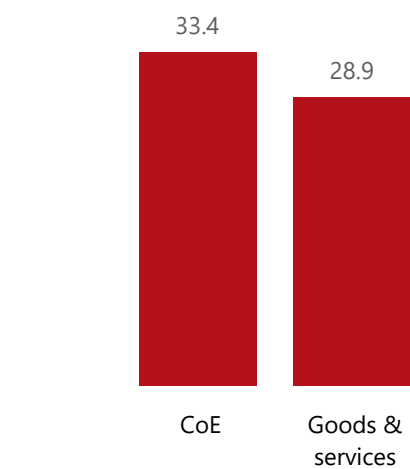


Composition of spending

● CoE ● Goods & serv...



Top spending items



## Capital assets

| Spending           |          |      |        |
|--------------------|----------|------|--------|
| Level 3            | Approved | YTD  | % YTD  |
| ⊕ CoE              | 46.5     | 33.4 | 53.6%  |
| ⊕ Goods & services | 43.4     | 28.9 | 46.4%  |
| Total              | 90.0     | 62.3 | 100.0% |

- R billion
- R million
- R thousand

Quarter

3

Cluster

All

Department

Higher Education

Entity

Council on Higher Education