

Overview - Public Entities Quarterly Reporting

Approved receipts

461.6

89.9%

Approved spending

718.9

66.2%

Surplus/(deficit)

-257.3

- ☐ R billion
- ☒ R million
- ☐ R thousand

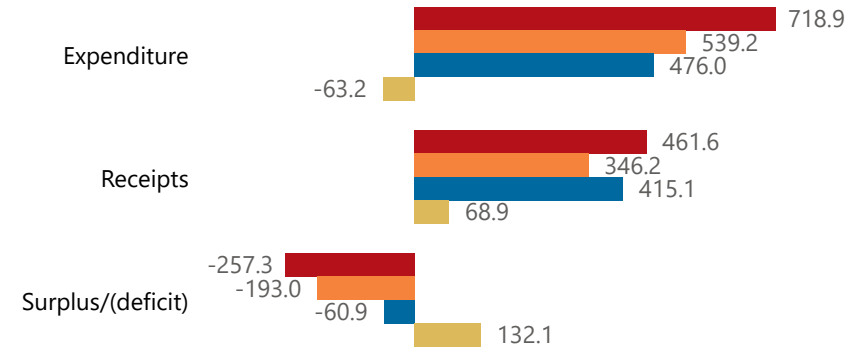


national treasury


Department:
National Treasury
REPUBLIC OF SOUTH AFRICA

Consolidation

● Approved ● Forecast ● YTD ● Variance



Composition of receipts



Quarter

3

Cluster

All

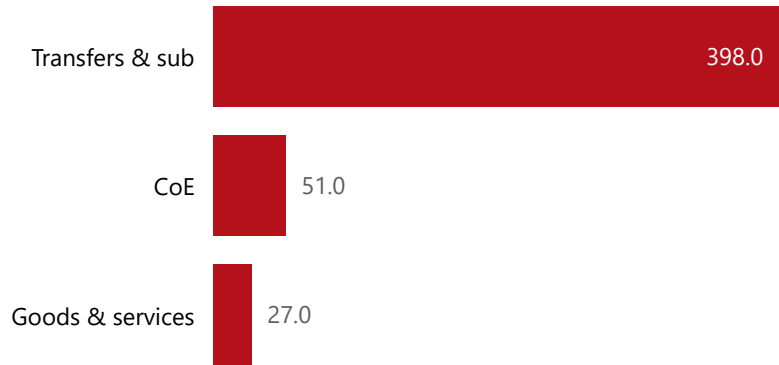
Department

Higher Education

Entity

Culture, Arts, Tourism, Hospitality an...

Composition of spending



Functional grouping



Spending by PFMA schedule



Public Entities Receipts

Approved sales of G&S

(Blank) (Blank)

Approved transfers

433.5 82.8%



national treasury

Department:
National Treasury
REPUBLIC OF SOUTH AFRICA

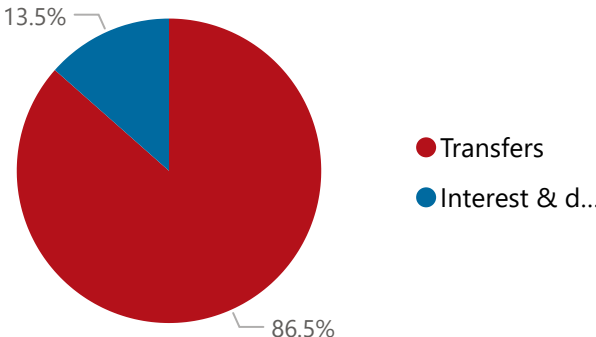
- ☐ R billion
- ☒ R million
- ☐ R thousand

Actual vs Forecast

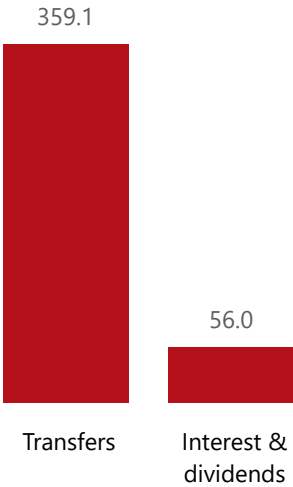
● Approved ● Forecast ● YTD ● Variance



Composition of receipts



Top 5 Receipts



Quarter

3

Cluster

All

Department

Higher Education

Entity

Culture, Arts, Tourism, Hospitality an...

Top 5 Transfers



Receipts

Level 3	Approved	YTD	% YTD
Transfers	433.5	359.1	86.5%
Interest & dividends	28.1	56.0	13.5%
Total	461.6	415.1	100.0%

Public Entities Spending

Approved CoE	Approved G&S	Approved transfers
55.292.4%	40.566.8%	623.363.9%

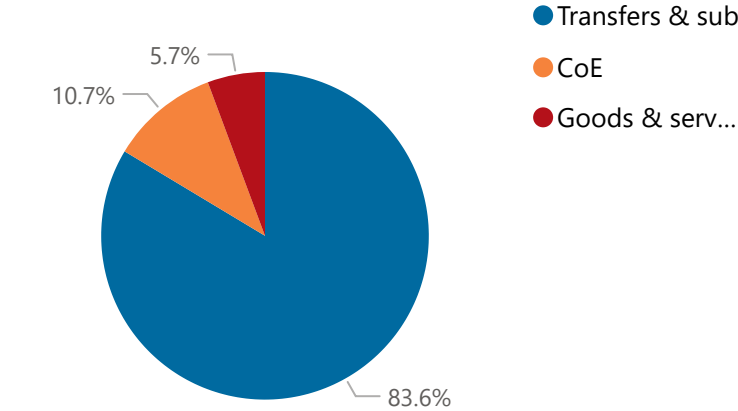
- ☐ R billion
- ☒ R million
- ☐ R thousand

Actual vs Forecast

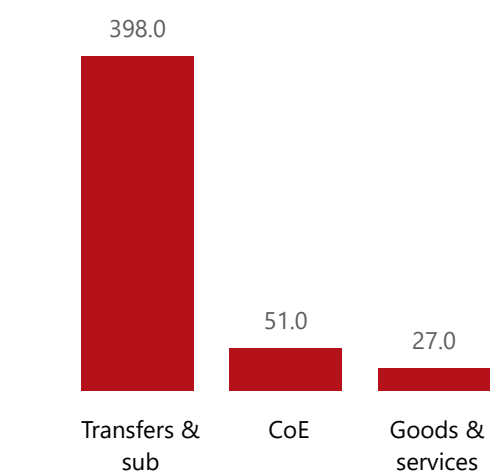
ApprovedForecastYTDVariance



Composition of spending



Top spending items



Capital assets

Spending

Level 3	Approved	YTD	% YTD
Transfers & sub	623.3	398.0	83.6%
CoE	55.2	51.0	10.7%
Goods & services	40.5	27.0	5.7%
Total	718.9	476.0	100.0%



national treasury
Department:
National Treasury
REPUBLIC OF SOUTH AFRICA

Quarter

3

Cluster

All

Department

Higher Education

Entity

Culture, Arts, Tourism, Hospitality an...