

# Overview - Public Entities Quarterly Reporting

Approved receipts

95.3

68.8%

Approved spending

94.9

70.8%

Surplus/(deficit)

0.3

- ☐ R billion
- ☒ R million
- ☐ R thousand

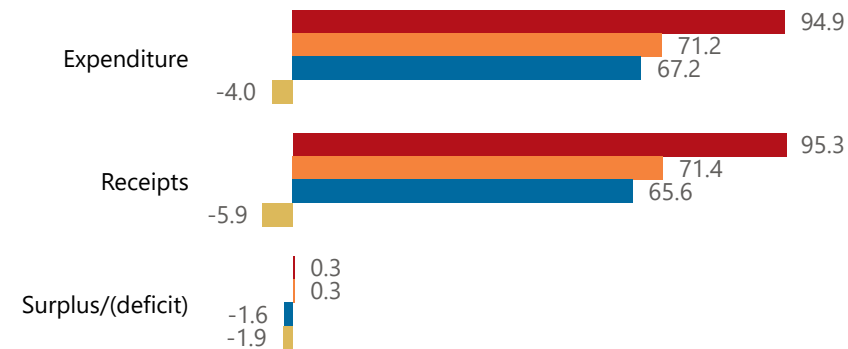


**national treasury**

Department:  
National Treasury  
REPUBLIC OF SOUTH AFRICA

## Consolidation

● Approved ● Forecast ● YTD ● Variance



## Composition of receipts



## Quarter

3

## Cluster

All

## Department

Employment and Labour

## Entity

National Economic Development an...

## Composition of spending



## Functional grouping



## Spending by PFMA schedule



# Public Entities Receipts

Approved sales of G&S

(Blank)

0.0%

Approved transfers

92.3

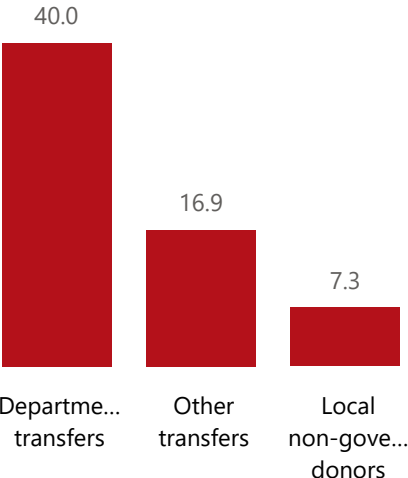
69.5%

## Actual vs Forecast

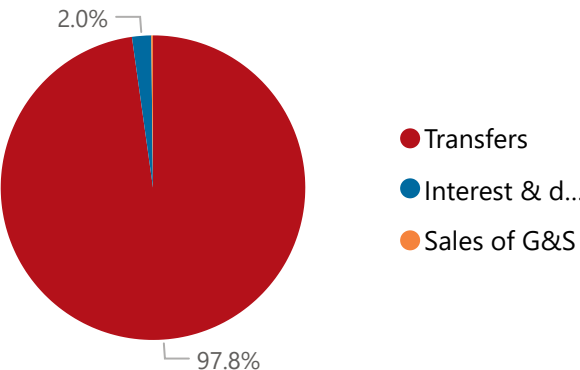
● Approved ● Forecast ● YTD ● Variance



## Top 5 Transfers



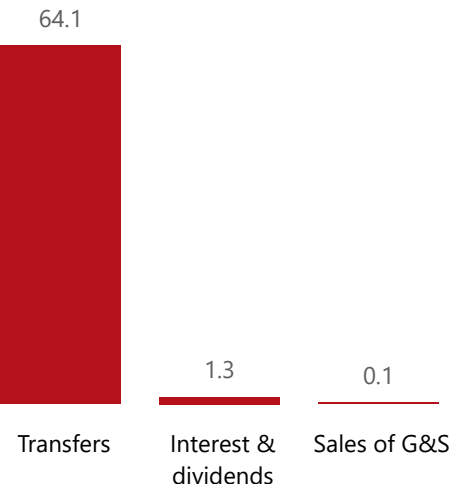
## Composition of receipts



## Receipts

Level 3	Approved	YTD	% YTD
Transfers	92.3	64.1	97.8%
Interest & dividends	3.0	1.3	2.0%
Sales of G&S		0.1	0.2%
Total	95.3	65.6	100.0%

## Top receipts items



- R billion
- R million
- R thousand



national treasury  
Department:  
National Treasury  
REPUBLIC OF SOUTH AFRICA

## Quarter

3

## Cluster

All

## Department

Employment and Labour

## Entity

National Economic Development an...

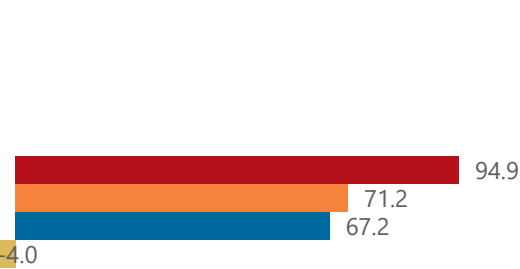
# Public Entities Spending

Approved CoE	Approved G&S	Approved transfers
60.272.1%	34.768.6%	(Blank)(Blank)

- ☐ R billion
- ☒ R million
- ☐ R thousand

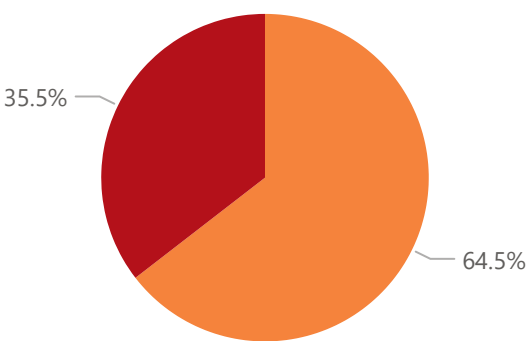
## Actual vs Forecast

ApprovedForecastYTDVariance

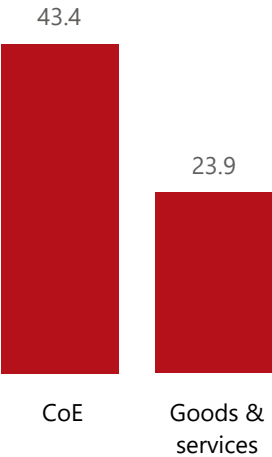


## Composition of spending

CoEGoods & serv...



## Top spending items



## Capital assets

## Spending

Level 3	Approved	YTD	% YTD
CoE	60.2	43.4	64.5%
Goods & services	34.7	23.9	35.5%
Total	94.9	67.2	100.0%



national treasury  
Department:  
National Treasury  
REPUBLIC OF SOUTH AFRICA

## Quarter

3

## Cluster

All

## Department

Employment and Labour

## Entity

National Economic Development an...