

# Overview - Public Entities Quarterly Reporting

Approved receipts

52,6

393,5%

Approved spending

52,6

829,4%

Surplus/(deficit)

(Blank)

- ☐ R billion
- ☒ R million
- ☐ R thousand

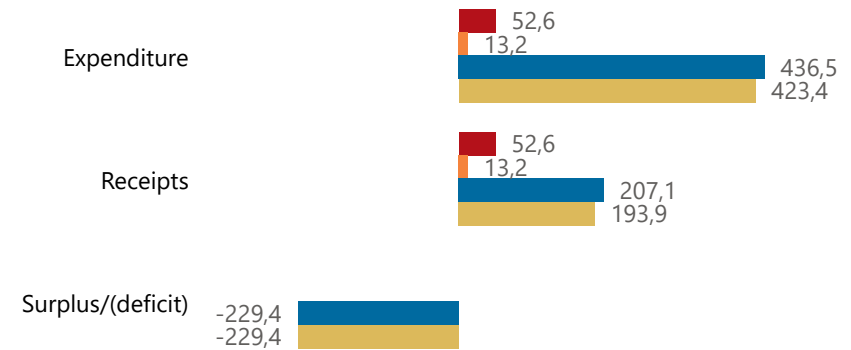


**national treasury**

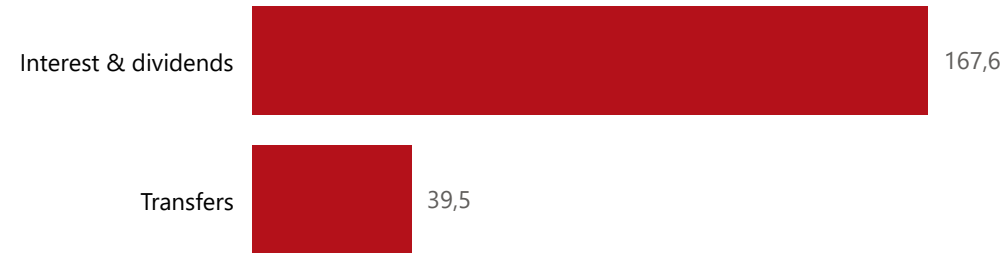
Department:  
National Treasury  
REPUBLIC OF SOUTH AFRICA

## Consolidation

● Approved ● Forecast ● YTD ● Variance



## Composition of receipts



## Quarter

3

## Cluster

All

## Department

Communications and Digital Techno...

## Entity

Universal Service and Access Fund

## Composition of spending



## Functional grouping



## Spending by PFMA schedule



# Public Entities Receipts

Approved sales of G&S

(Blank) (Blank)

Approved transfers

52,6 75,0%



national treasury

Department:  
National Treasury  
REPUBLIC OF SOUTH AFRICA

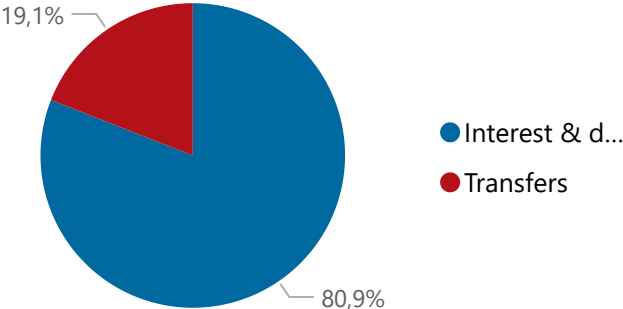
- ☐ R billion
- ☒ R million
- ☐ R thousand

## Actual vs Forecast

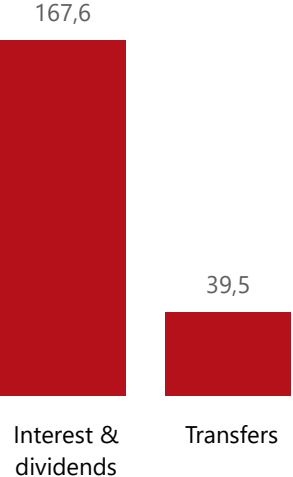
● Approved ● Forecast ● YTD ● Variance



## Composition of receipts



## Top receipts items



## Quarter

3

## Cluster

All

## Department

Communications and Digital Techno...

## Entity

Universal Service and Access Fund

## Top 5 Transfers



Departme... transfers

## Receipts

Level 3	Approved	YTD	% YTD
Interest & dividends		167,6	80,9%
Transfers	52,6	39,5	19,1%
Total	52,6	207,1	100,0%

# Public Entities Spending

Approved CoE

(Blank)

(Blank)

Approved G&S

3,0

196,0%

Approved transfers

49,6

867,7%

- ☐ R billion
- ☒ R million
- ☐ R thousand



national treasury

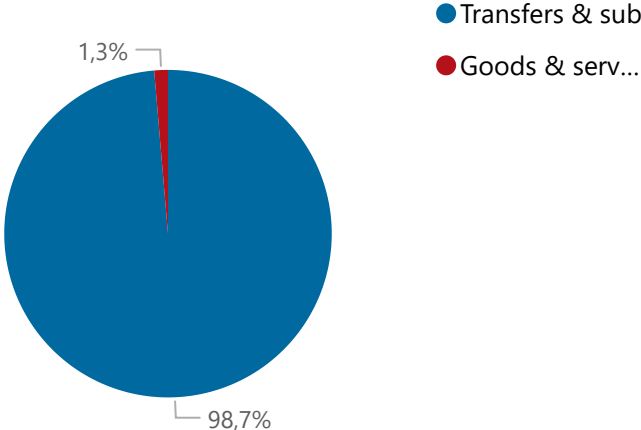
Department:  
National Treasury  
REPUBLIC OF SOUTH AFRICA

## Actual vs Forecast

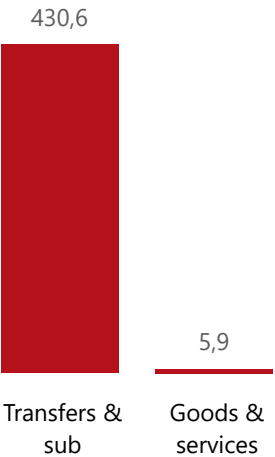
● Approved ● Forecast ● YTD ● Variance



## Composition of spending



## Top spending items



## Quarter

## Cluster

## Department

## Entity

## Capital assets

## Spending

Level 3	Approved	YTD	% YTD
⊕ Transfers & sub	49,6	430,6	98,7%
⊕ Goods & services	3,0	5,9	1,3%
Total	52,6	436,5	100,0%