

# Overview - Public Entities Quarterly Reporting

Approved receipts

98,0

75,3%

Approved spending

94,2

89,8%

Surplus/(deficit)

3,8

- ☐ R billion
- ☒ R million
- ☐ R thousand

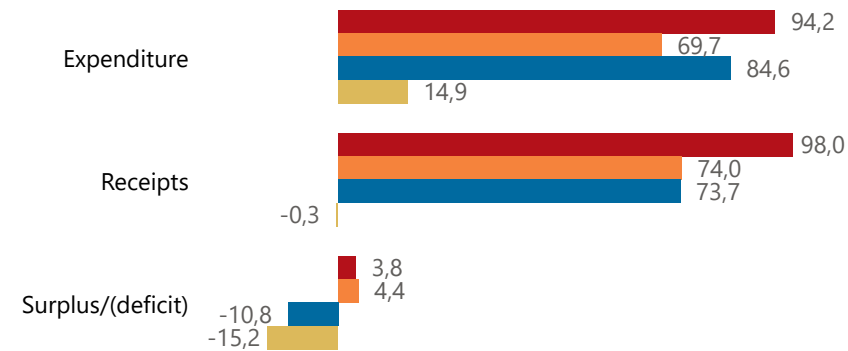


**national treasury**

Department:  
National Treasury  
REPUBLIC OF SOUTH AFRICA

## Consolidation

● Approved ● Forecast ● YTD ● Variance



## Composition of receipts



## Quarter

3

## Cluster

All

## Department

Communications and Digital Techno... ▾

## Entity

National Electronic Media Institute o... ▾

## Composition of spending



## Functional grouping



## Spending by PFMA schedule



# Public Entities Receipts

Approved sales of G&S

(Blank) (Blank)

Approved transfers

97,0 75,6%



national treasury

Department:  
National Treasury  
REPUBLIC OF SOUTH AFRICA

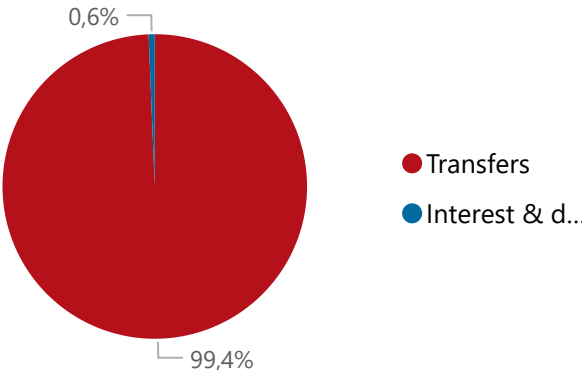
- ☐ R billion
- ☒ R million
- ☐ R thousand

## Actual vs Forecast

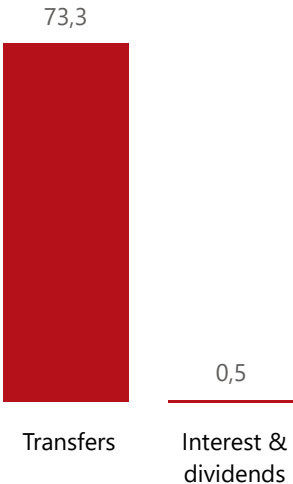
● Approved ● Forecast ● YTD ● Variance



## Composition of receipts



## Top receipts items



## Quarter

3

## Cluster

All

## Department

Communications and Digital Techno...

## Entity

National Electronic Media Institute o...

## Top 5 Transfers



## Receipts

Level 3	Approved	YTD	% YTD
Transfers	97,0	73,3	99,4%
Interest & dividends	1,0	0,5	0,6%
Total	98,0	73,7	100,0%

# Public Entities Spending

Approved CoE

34,5

77,3%

Approved G&S

59,7

97,1%

Approved transfers

(Blank)

(Blank)

- ☐ R billion
- ☒ R million
- ☐ R thousand



national treasury

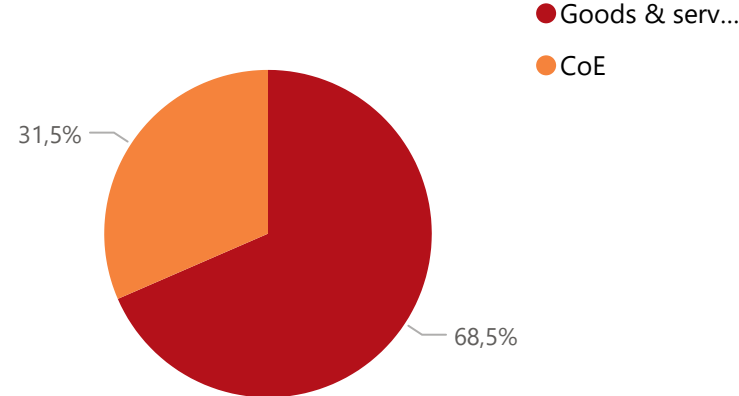
Department:  
National Treasury  
REPUBLIC OF SOUTH AFRICA

## Actual vs Forecast

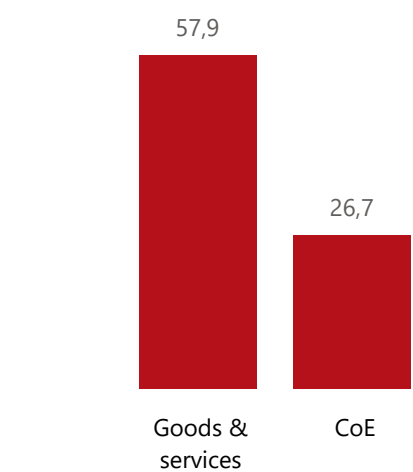
● Approved ● Forecast ● YTD ● Variance



## Composition of spending



## Top spending items



## Quarter

3

## Cluster

All

## Department

Communications and Digital Techno... ▾

## Entity

National Electronic Media Institute o... ▾

## Capital assets

## Spending

Level 3	Approved	YTD	% YTD
⊕ Goods & services	59,7	57,9	68,5%
⊕ CoE	34,5	26,7	31,5%
Total	94,2	84,6	100,0%