

Overview - Public Entities Quarterly Reporting



national treasury

Department:
National Treasury
REPUBLIC OF SOUTH AFRICA

- R billion
- R million
- R thousand

Approved receipts

118.4 97.2%

Approved spending

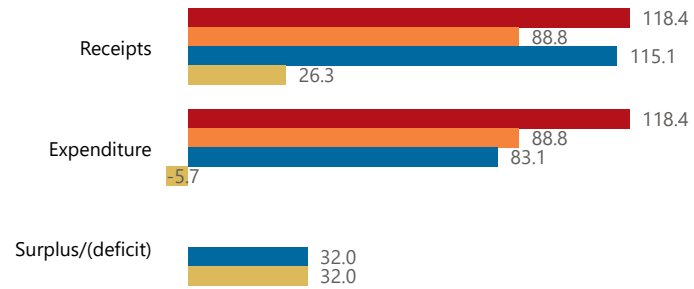
118.4 70.2%

Surplus/(deficit)

(Blank)

Consolidation

● Approved ● Forecast ● YTD ● Variance



Composition of receipts



Quarter

3

Cluster

All

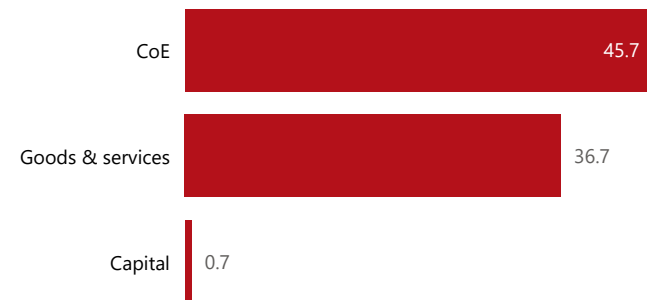
Department

Basic Education

Entity

South African Council for Educators

Composition of spending



Functional grouping



Spending by PFMA schedule



Public Entities Receipts



- R billion
- R million
- R thousand

Approved sales of G&S

102.0 100.1%

Approved transfers

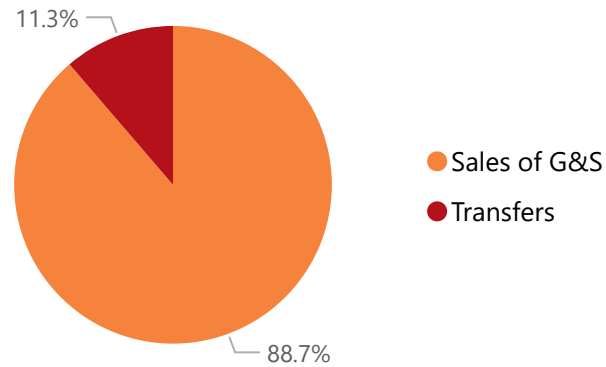
16.4 79.1%

Actual vs Forecast

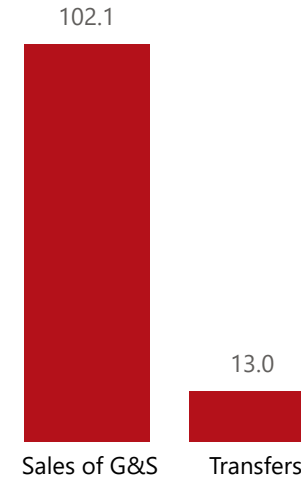
● Approved ● Forecast ● YTD ● Variance



Composition of receipts



Top receipts items



Quarter

3

Cluster

All

Department

Basic Education

Entity

South African Council for Educators

Top 5 Transfers



Departme...
transfers

Receipts

Level 3	Approved	YTD	% YTD
⊕ Sales of G&S	102.0	102.1	88.7%
⊕ Transfers	16.4	13.0	11.3%
Total	118.4	115.1	100.0%

Public Entities Spending

- R billion
- R million
- R thousand

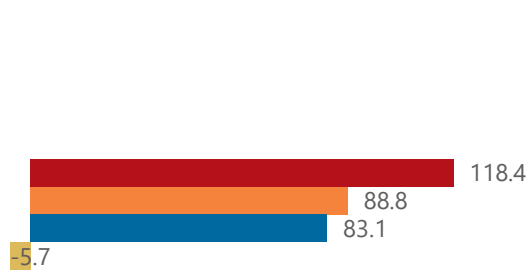
Approved CoE
74.8 61.1%

Approved G&S
43.6 84.2%

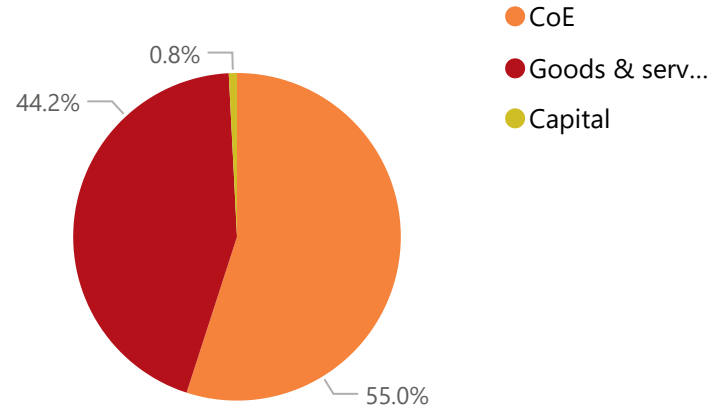
Approved transfers
(Blank) (Blank)

Actual vs Forecast

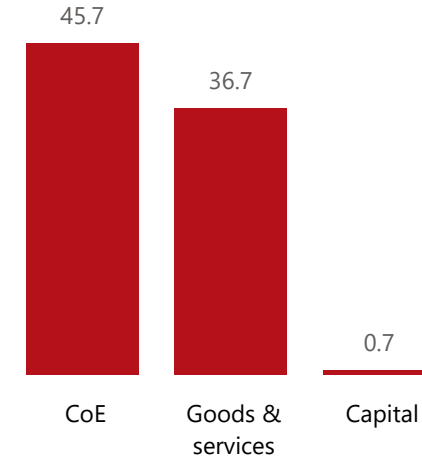
● Approved ● Forecast ● YTD ● Variance



Composition of spending



Top spending items



Quarter

3

Cluster

All

Department

Basic Education

Entity

South African Council for Educators

Capital assets

● YTD ● Forecast



Spending

Level 3	Approved	YTD	% YTD
⊕ CoE	74.8	45.7	55.0%
⊕ Goods & services	43.6	36.7	44.2%
⊕ Capital		0.7	0.8%
Total	118.4	83.1	100.0%