

Overview - Public Entities Quarterly Reporting

Approved receipts

703.8

65.8%

Approved spending

734.1

65.4%

Surplus/(deficit)

-30.3

- ☐ R billion
- ☒ R million
- ☐ R thousand

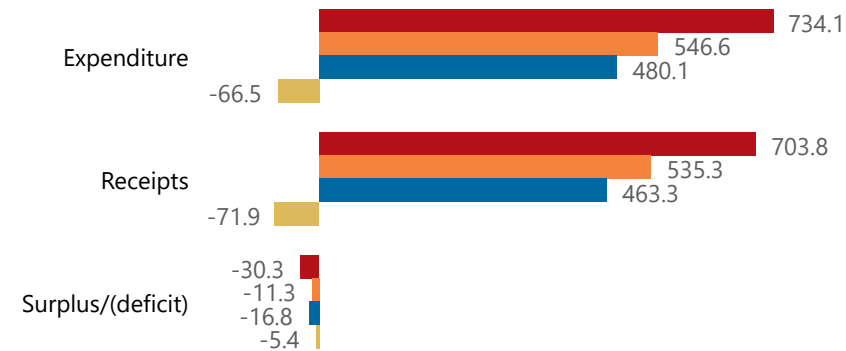


national treasury

Department:
National Treasury
REPUBLIC OF SOUTH AFRICA

Consolidation

● Approved ● Forecast ● YTD ● Variance



Composition of receipts



Quarter

3

Cluster

All

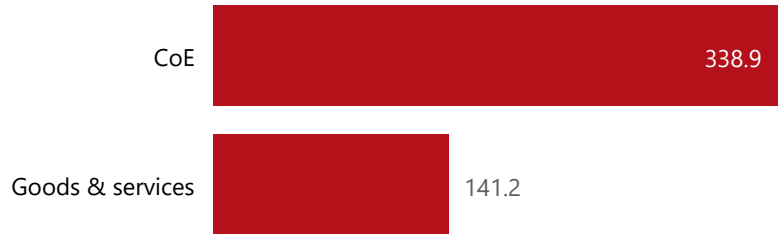
Department

Agriculture

Entity

Perishable Products Export Control B...

Composition of spending



Functional grouping



Spending by PFMA schedule



Public Entities Receipts

Approved sales of G&S

696.3

65.8%

Approved transfers

(Blank)

(Blank)



national treasury

Department:
National Treasury
REPUBLIC OF SOUTH AFRICA

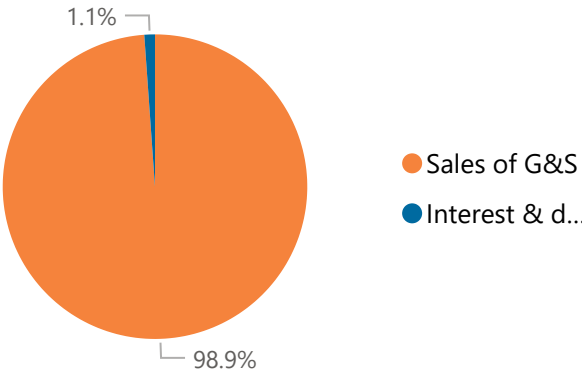
- ☐ R billion
- ☒ R million
- ☐ R thousand

Actual vs Forecast

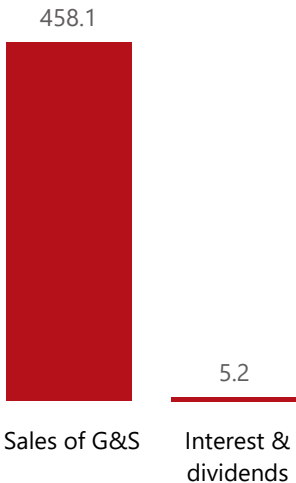
● Approved ● Forecast ● YTD ● Variance



Composition of receipts



Top receipts items



Quarter

3

Cluster

All

Department

Agriculture

Entity

Perishable Products Export Control B...

Top 5 Transfers

Receipts

Level 3	Approved	YTD	% YTD
+ Sales of G&S	696.3	458.1	98.9%
+ Interest & dividends	7.5	5.2	1.1%
Total	703.8	463.3	100.0%

Public Entities Spending

Approved CoE	Approved G&S	Approved transfers
482.570.2%	251.656.1%	(Blank)(Blank)

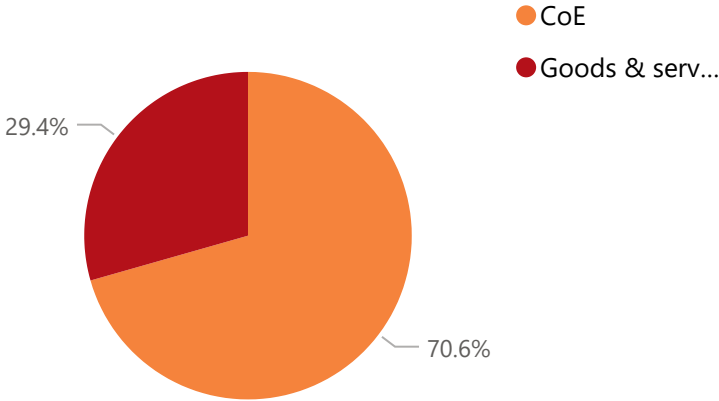
Actual vs Forecast

● Approved ● Forecast ● YTD ● Variance



Capital assets

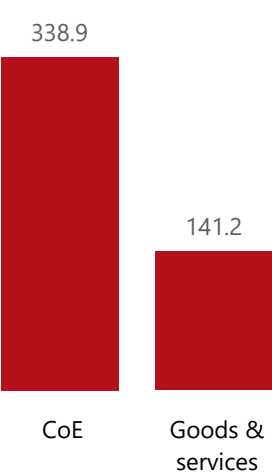
Composition of spending



Spending

Level 3	Approved	YTD	% YTD
CoE	482.5	338.9	70.6%
Goods & services	251.6	141.2	29.4%
Total	734.1	480.1	100.0%

Top spending items



- ☐ R billion
- ☒ R million
- ☐ R thousand



national treasury
Department:
National Treasury
REPUBLIC OF SOUTH AFRICA

Quarter

3

Cluster

All

Department

Agriculture

Entity

Perishable Products Export Control B...