

# Overview - Public Entities Quarterly Reporting

Approved receipts

35.9

53.3%

Approved spending

47.3

45.7%

Surplus/(deficit)

-11.4

- ☒ R billion
- ☐ R million
- ☐ R thousand

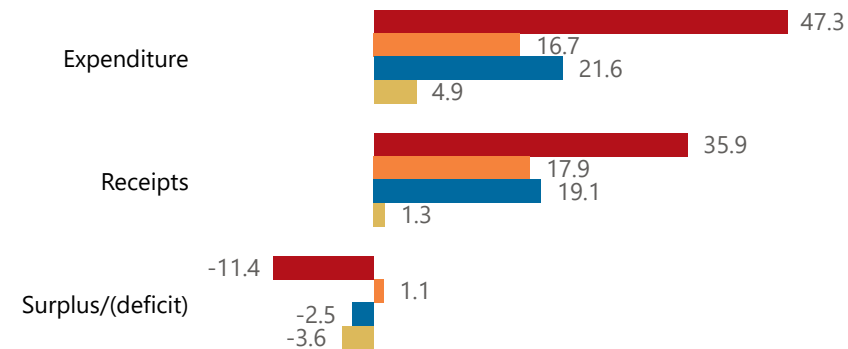


**national treasury**

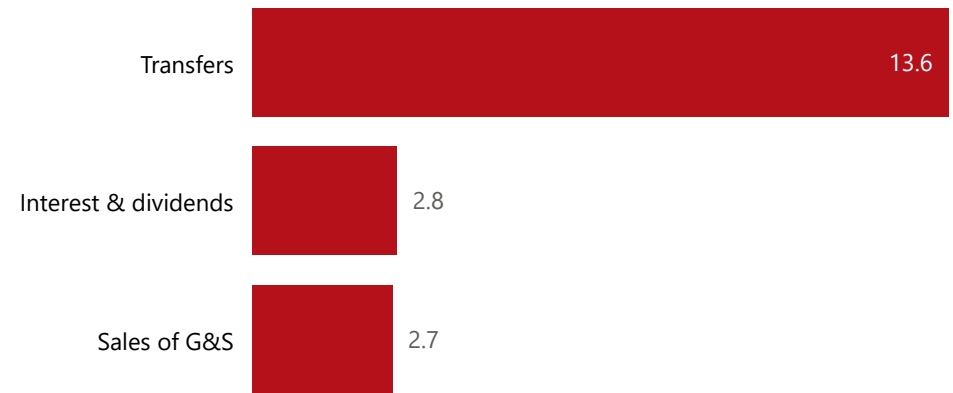
Department:  
National Treasury  
REPUBLIC OF SOUTH AFRICA

## Consolidation

● Approved ● Forecast ● YTD ● Variance



## Composition of receipts



## Quarter

2

## Cluster

All

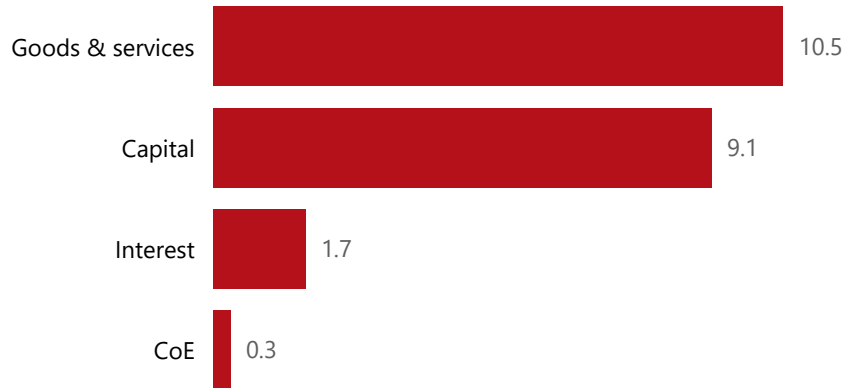
## Department

Transport

## Entity

SA National Roads Agency

## Composition of spending



## Functional grouping



## Spending by PFMA schedule



# Public Entities Receipts

Approved sales of G&S

4.7

57.8%

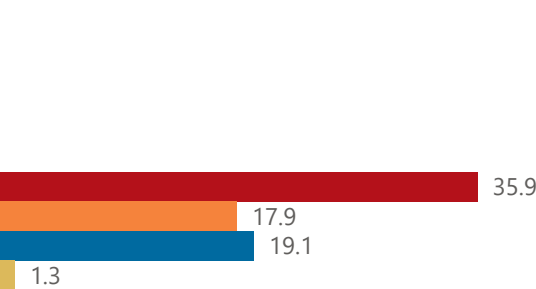
Approved transfers

26.3

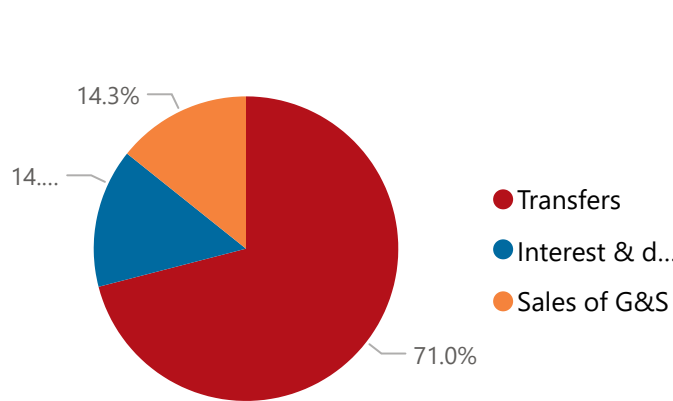
51.5%

## Actual vs Forecast

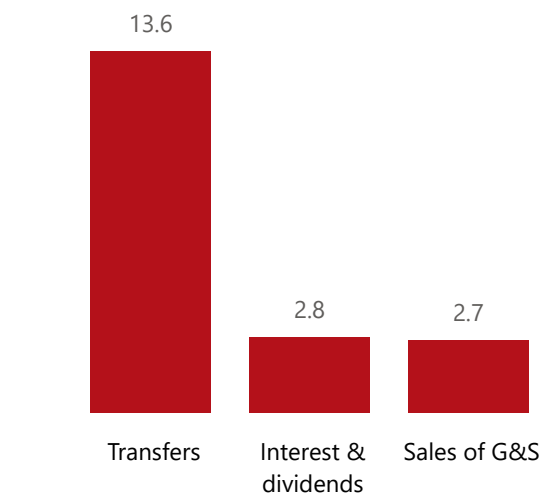
● Approved ● Forecast ● YTD ● Variance



## Composition of receipts



## Top 5 Receipts



## Quarter

2

## Cluster

All

## Department

Transport

## Entity

SA National Roads Agency

## Top 5 Transfers



## Receipts

| Level 3              | Approved | YTD  | % YTD  |
|----------------------|----------|------|--------|
| Transfers            | 26.3     | 13.6 | 71.0%  |
| Interest & dividends | 4.8      | 2.8  | 14.8%  |
| Sales of G&S         | 4.7      | 2.7  | 14.3%  |
| Total                | 35.9     | 19.1 | 100.0% |

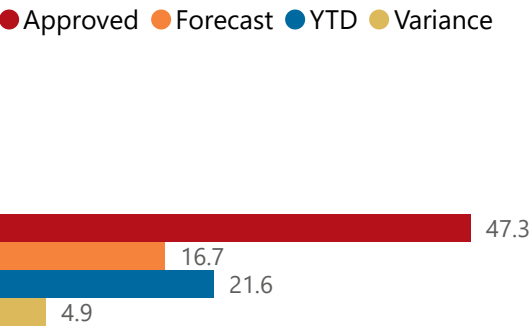
## Top 10 Entities



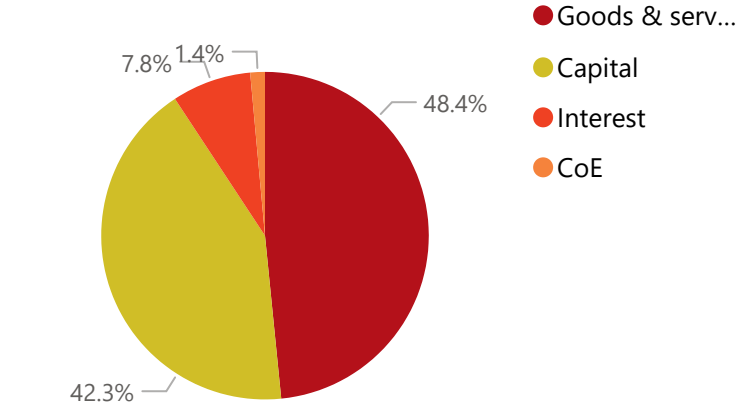
# Public Entities Spending

|              |     |       |              |      |       |                    |      |       |
|--------------|-----|-------|--------------|------|-------|--------------------|------|-------|
| Approved CoE | 0.8 | 37.2% | Approved G&S | 21.2 | 49.3% | Approved transfers | 71.7 | 53.3% |
|--------------|-----|-------|--------------|------|-------|--------------------|------|-------|

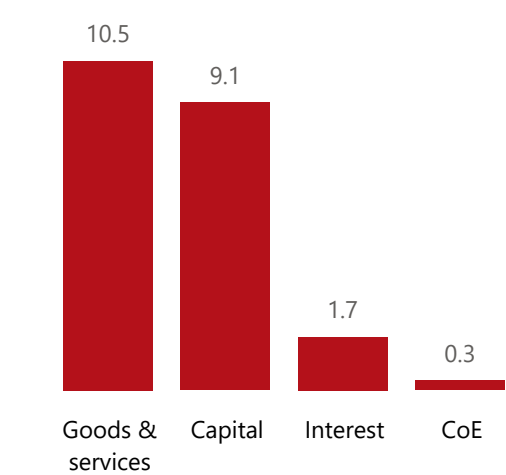
## Actual vs Forecast



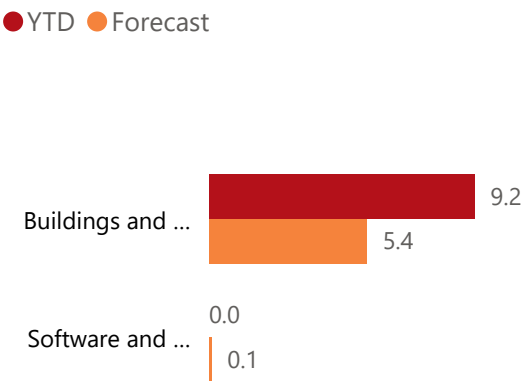
## Composition of spending



## Top 5 Goods & services



## Capital assets



## Spending

| Level 3            | Approved    | YTD         | % YTD         |
|--------------------|-------------|-------------|---------------|
| ⊕ Goods & services | 21.2        | 10.5        | 48.4%         |
| ⊕ Capital          | 22.5        | 9.1         | 42.3%         |
| ⊕ Interest         | 2.8         | 1.7         | 7.8%          |
| ⊕ CoE              | 0.8         | 0.3         | 1.4%          |
| <b>Total</b>       | <b>47.3</b> | <b>21.6</b> | <b>100.0%</b> |

## Top 10 Entities



national treasury  
Department:  
National Treasury  
REPUBLIC OF SOUTH AFRICA

### Quarter

2

### Cluster

All

### Department

Transport

### Entity

SA National Roads Agency