

# Overview - Public Entities Quarterly Reporting

## Approved receipts

1,773.2 87.6%

## Approved spending

1,469.1 101.6%

## Surplus/(deficit)

304.1

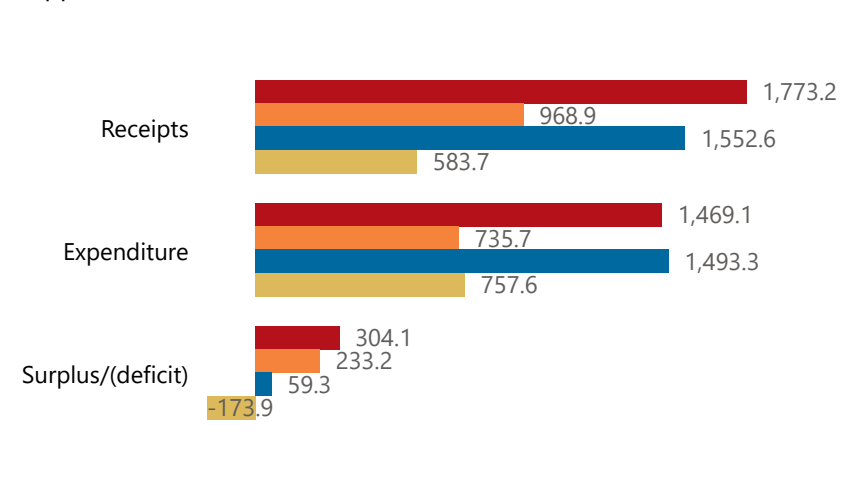
- ☐ R billion
- ☒ R million
- ☐ R thousand



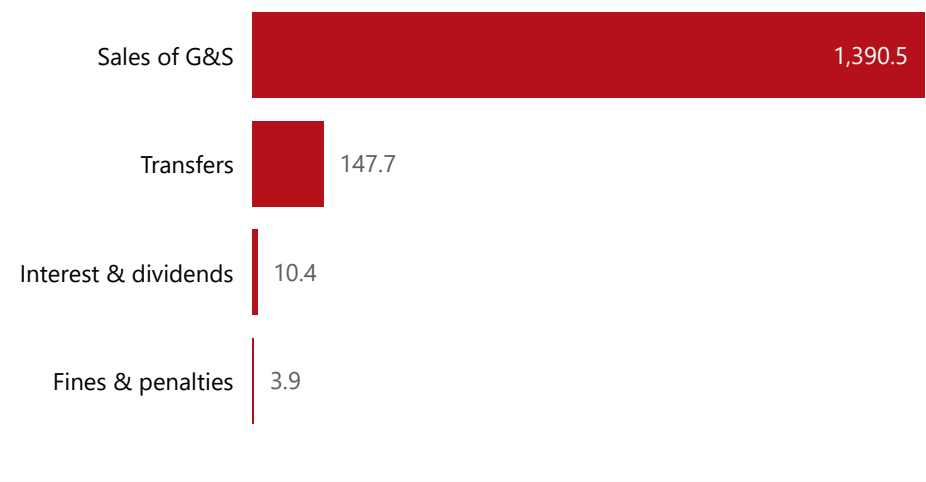
**national treasury**  
Department:  
National Treasury  
REPUBLIC OF SOUTH AFRICA

## Consolidation

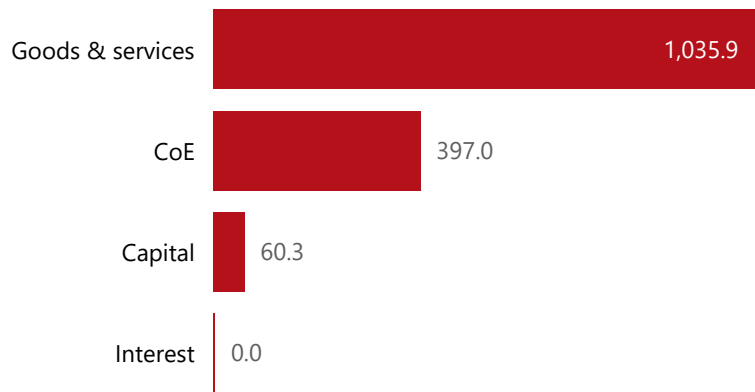
● Approved ● Forecast ● YTD ● Variance



## Composition of receipts



## Composition of spending



## Functional grouping



## Quarter

2

## Cluster

All

## Department

Transport

## Entity

Road Traffic Management Corporation

## Spending by PFMA schedule

3A

1,493.3

# Public Entities Receipts

Approved sales of G&S

1,441.8 96.4%

Approved transfers

197.0 75.0%



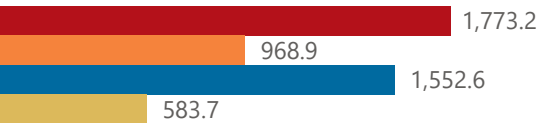
national treasury

Department:  
National Treasury  
REPUBLIC OF SOUTH AFRICA

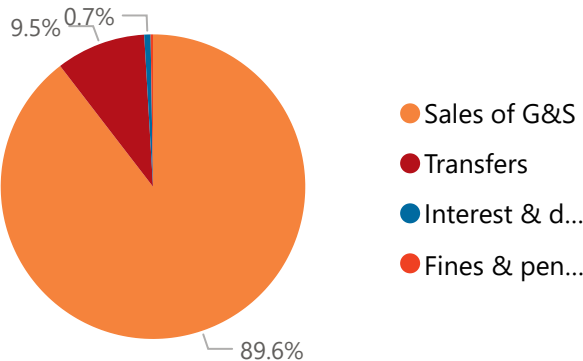
- ☐ R billion
- ☒ R million
- ☐ R thousand

## Actual vs Forecast

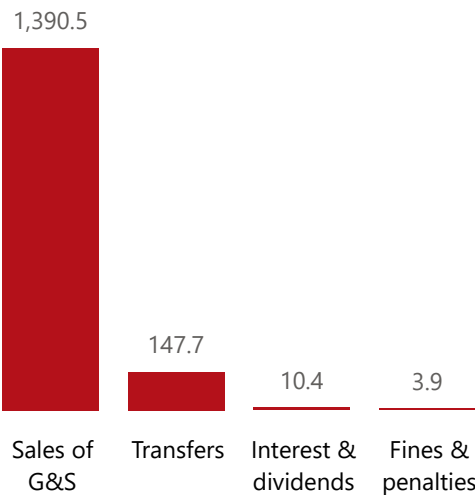
● Approved ● Forecast ● YTD ● Variance



## Composition of receipts



## Top 5 Receipts



## Quarter

2

## Cluster

All

## Department

Transport

## Entity

Road Traffic Management Corporation

## Top 5 Transfers



Departme...  
transfers

## Receipts

Level 3	Approved	YTD	% YTD
+ Sales of G&S	1,441.8	1,390.5	89.6%
+ Transfers	197.0	147.7	9.5%
+ Interest & dividends		10.4	0.7%
+ Fines & penalties	134.4	3.9	0.3%
Total	1,773.2	1,552.6	100.0%

## Top 10 Entities

Road Traffic Management Corporation

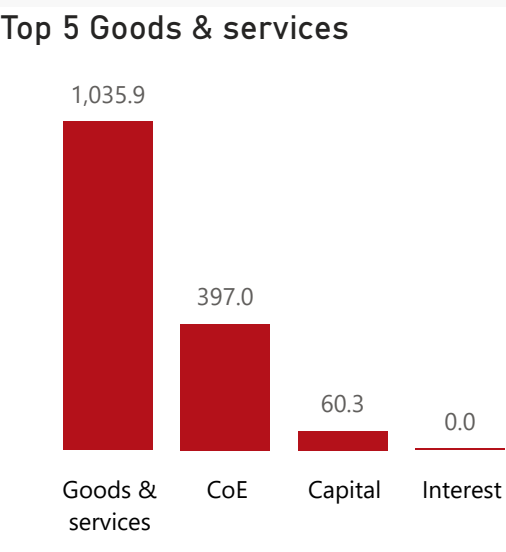
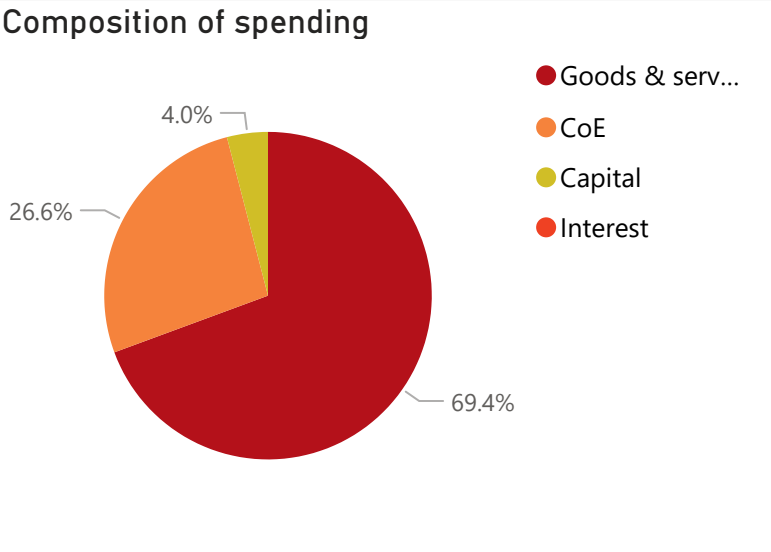
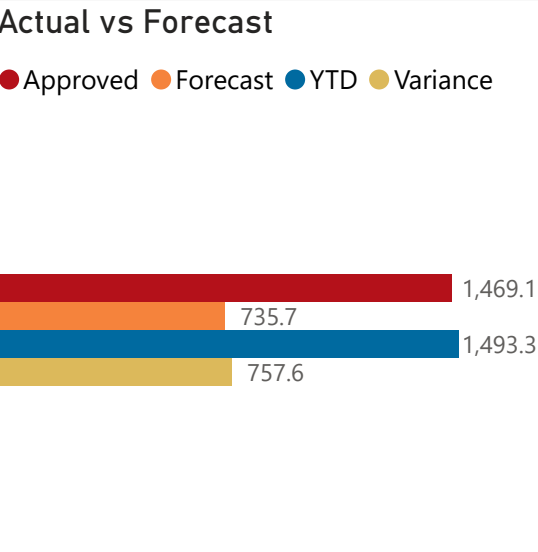


1,552.6

# Public Entities Spending

Approved CoE	Approved G&S	Approved transfers
756.752.5%	470.8220.0%	3,546.487.6%

- ☐ R billion
- ☒ R million
- ☐ R thousand



Quarter

2

Cluster

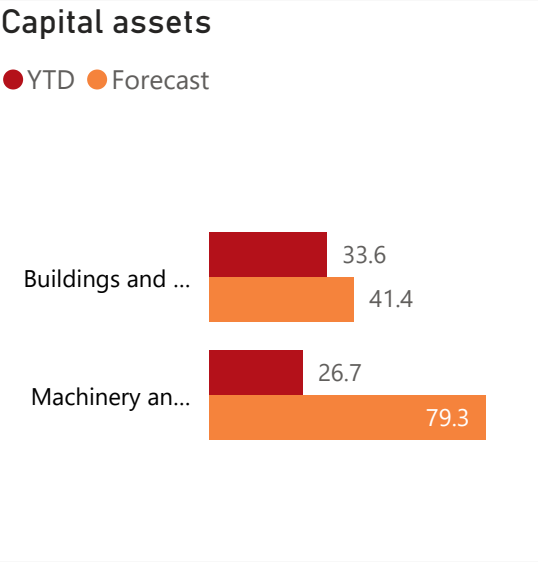
All

Department

Transport

Entity

Road Traffic Management Corporation



### Spending

Level 3	Approved	YTD	% YTD
⊕ Goods & services	470.8	1,035.9	69.4%
⊕ CoE	756.7	397.0	26.6%
⊕ Capital	241.5	60.3	4.0%
⊕ Interest	0.1	0.0	0.0%
Total	1,469.1	1,493.3	100.0%

