

Overview - Public Entities Quarterly Reporting

Approved receipts

281.0

84.9%

Approved spending

318.9

43.1%

Surplus/(deficit)

-38.0

- ☐ R billion
- ☒ R million
- ☐ R thousand

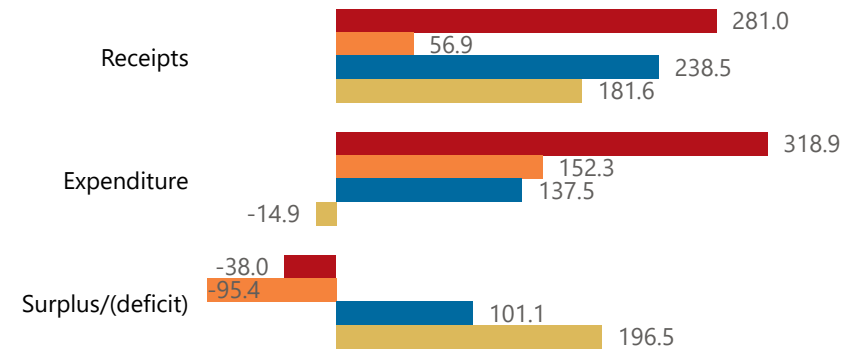


national treasury

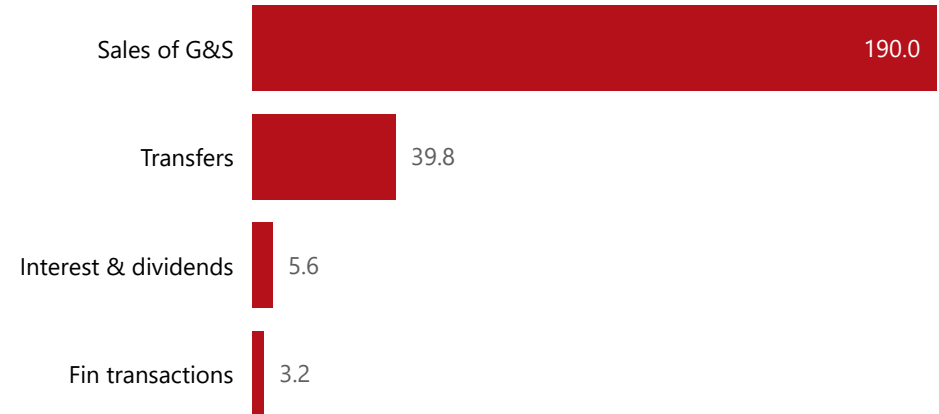
Department:
National Treasury
REPUBLIC OF SOUTH AFRICA

Consolidation

● Approved ● Forecast ● YTD ● Variance



Composition of receipts



Composition of spending



Functional grouping



Quarter

2

Cluster

All

Department

Transport

Entity

Railway Safety Regulator

Spending by PFMA schedule

3A

137.5

Public Entities Receipts

Approved sales of G&S

197.2 96.4%

Approved transfers

79.5 50.0%



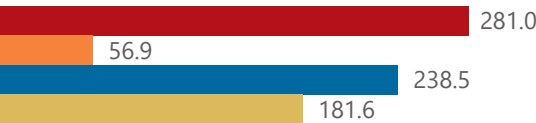
national treasury

Department:
National Treasury
REPUBLIC OF SOUTH AFRICA

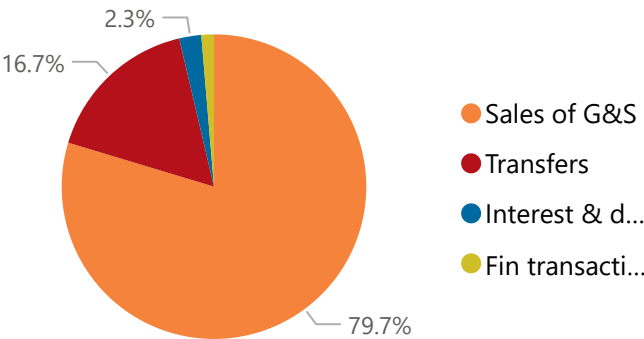
- ☐ R billion
- ☒ R million
- ☐ R thousand

Actual vs Forecast

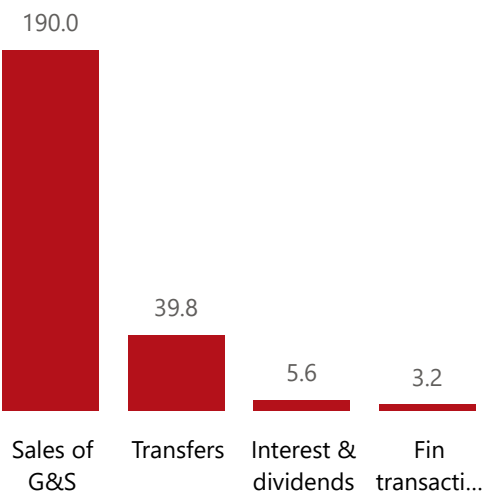
● Approved ● Forecast ● YTD ● Variance



Composition of receipts



Top 5 Receipts



Quarter

Cluster

Department

Entity

Top 5 Transfers



Departme...
agencies
and
accounts

Receipts

Level 3	Approved	YTD	% YTD
+ Sales of G&S	197.2	190.0	79.7%
+ Transfers	79.5	39.8	16.7%
+ Interest & dividends	4.3	5.6	2.3%
+ Fin transactions		3.2	1.3%
Total	281.0	238.5	100.0%

Top 10 Entities

Railway Safety Regulator

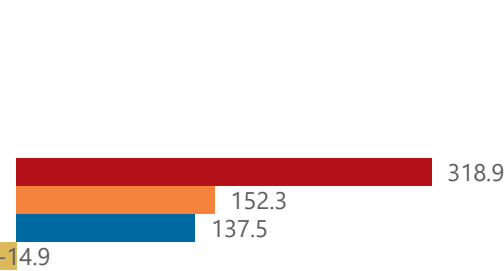


Public Entities Spending

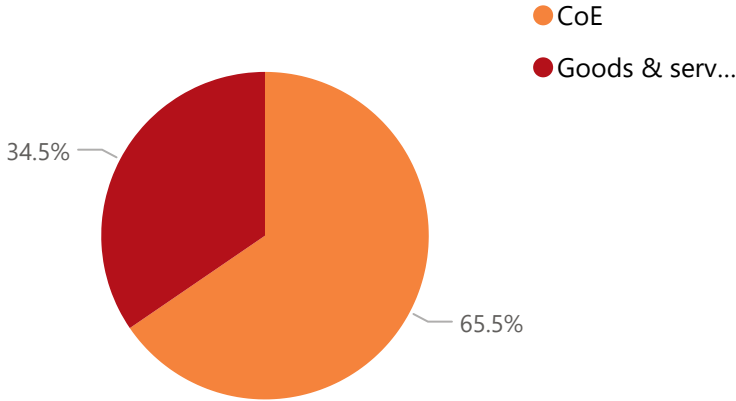
Approved CoE	Approved G&S	Approved transfers
180.050.0%	138.934.2%	562.084.9%

Actual vs Forecast

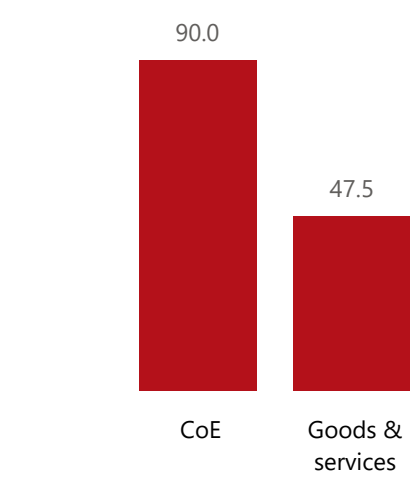
● Approved ● Forecast ● YTD ● Variance



Composition of spending



Top 5 Goods & services



Capital assets

Spending

Level 3	Approved	YTD	% YTD
CoE	180.0	90.0	65.5%
Goods & services	138.9	47.5	34.5%
Total	318.9	137.5	100.0%

Top 10 Entities



national treasury
Department:
National Treasury
REPUBLIC OF SOUTH AFRICA

- R billion
- R million
- R thousand

Quarter

2

Cluster

All

Department

Transport

Entity

Railway Safety Regulator