

# Overview - Public Entities Quarterly Reporting

Approved receipts

1,994.7

44.8%

Approved spending

1,996.0

47.2%

Surplus/(deficit)

-1.3

- ☐ R billion
- ☒ R million
- ☐ R thousand

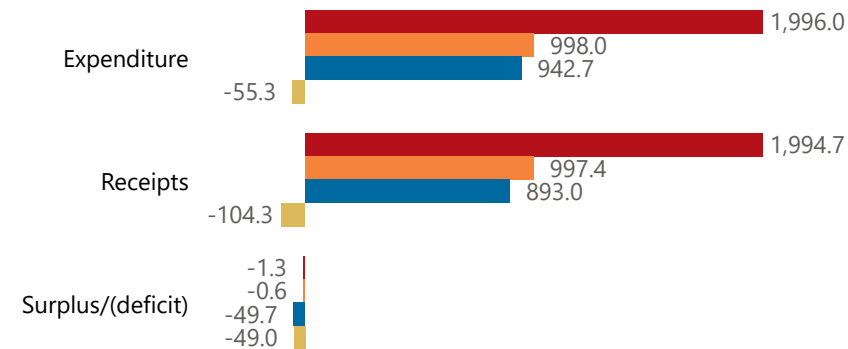


**national treasury**

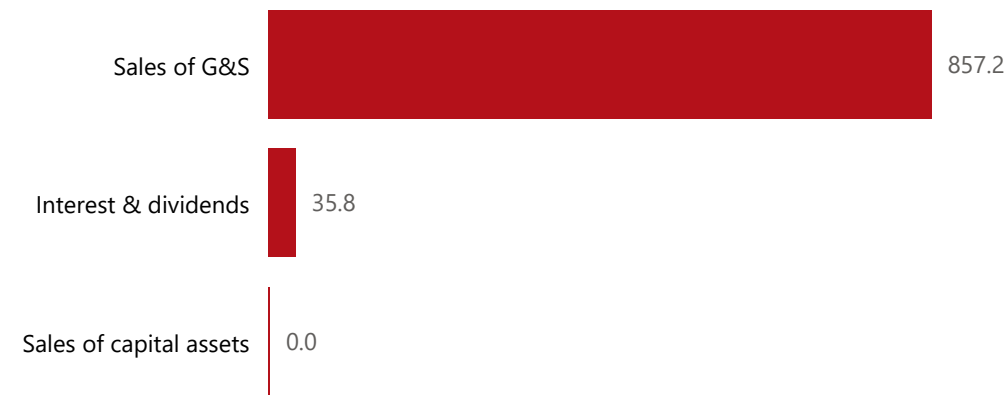
Department:  
National Treasury  
REPUBLIC OF SOUTH AFRICA

## Consolidation

● Approved ● Forecast ● YTD ● Variance



## Composition of receipts



## Quarter

2

## Cluster

All

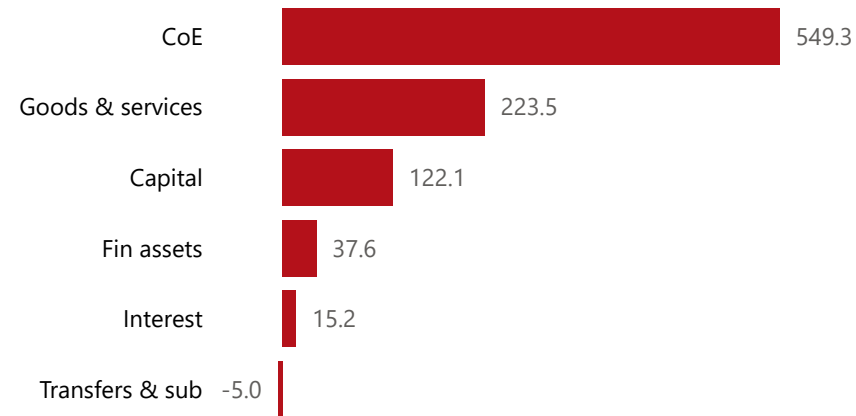
## Department

Transport

## Entity

Air Traffic and Navigation Services C... ▾

## Composition of spending



## Functional grouping



## Spending by PFMA schedule



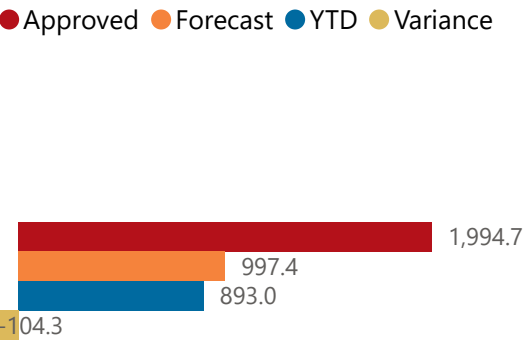
# Public Entities Receipts

Approved sales of G&S  
1,934.4 44.3%

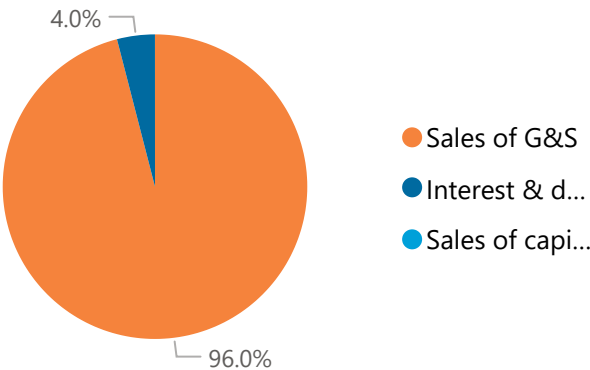
Approved transfers  
(Blank) (Blank)

- ☐ R billion
- ☒ R million
- ☐ R thousand

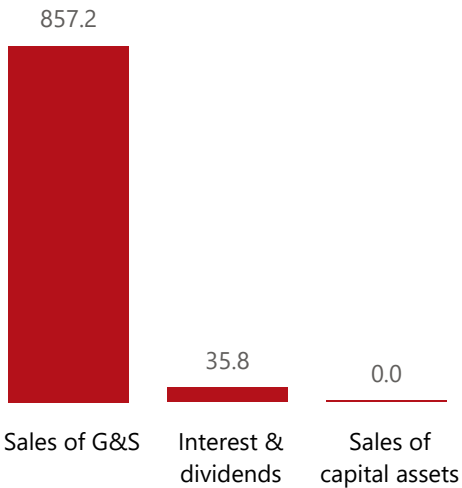
## Actual vs Forecast



## Composition of receipts



## Top 5 Receipts



## Quarter

2

## Cluster

All

## Department

Transport

## Entity

Air Traffic and Navigation Services C...

## Top 5 Transfers

## Receipts

Level 3	Approved	YTD	% YTD
+ Sales of G&S	1,934.4	857.2	96.0%
+ Interest & dividends	60.3	35.8	4.0%
+ Sales of capital assets		0.0	0.0%
Total	1,994.7	893.0	100.0%

## Top 10 Entities

Air Traffic and Navigation Services Com...

893.0

# Public Entities Spending

Approved CoE

(Blank)

(Blank)

Approved G&S

(Blank)

(Blank)

Approved transfers

(Blank)

(Blank)

- ☐ R billion
- ☒ R million
- ☐ R thousand



national treasury

Department:  
National Treasury  
REPUBLIC OF SOUTH AFRICA

Actual vs Forecast

Composition of spending

Top 5 Goods & services

Quarter

2

Cluster

All

Department

Transport

Entity

Air Traffic and Navigation Services C...

Capital assets

Spending

Level 3    Approved    YTD    % YTD

Total

Top 10 Entities