

Overview - Public Entities Quarterly Reporting

Approved receipts

7,687.6

49.3%

Approved spending

5,811.9

38.1%

Surplus/(deficit)

1,875.8

- ☐ R billion
- ☒ R million
- ☐ R thousand

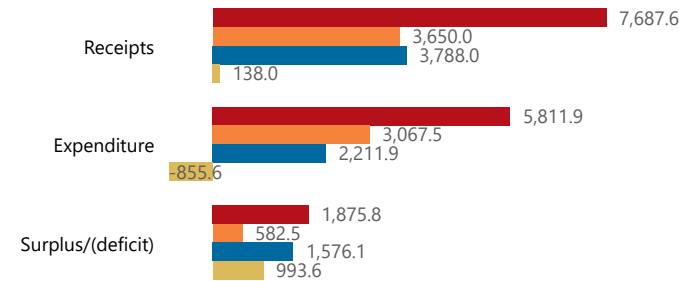


national treasury

Department:
National Treasury
REPUBLIC OF SOUTH AFRICA

Consolidation

● Approved ● Forecast ● YTD ● Variance



Composition of receipts



Quarter

2

Cluster

All

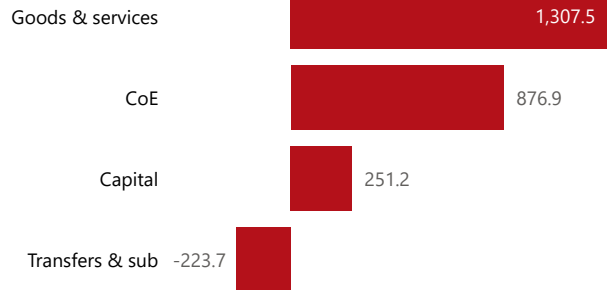
Department

Transport

Entity

Airports Company South Africa

Composition of spending



Functional grouping



Spending by PFMA schedule



Public Entities Receipts

Approved sales of G&S

7,687.6 49.3%

Approved transfers

(Blank) (Blank)



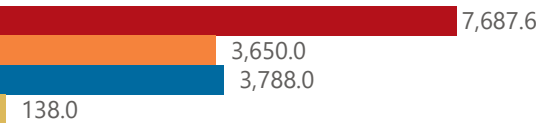
national treasury

Department:
National Treasury
REPUBLIC OF SOUTH AFRICA

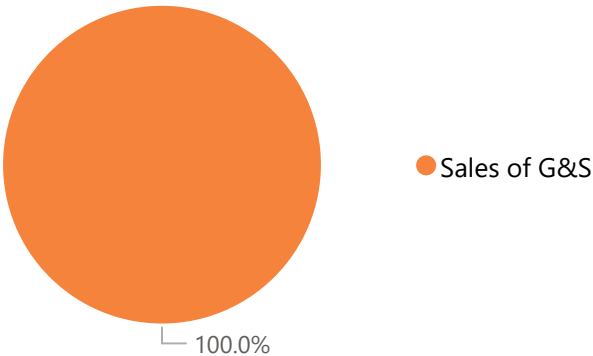
- ☐ R billion
- ☒ R million
- ☐ R thousand

Actual vs Forecast

● Approved ● Forecast ● YTD ● Variance



Composition of receipts



Top 5 Receipts



Quarter

2

Cluster

All

Department

Transport

Entity

Airports Company South Africa

Top 5 Transfers

Receipts

Level 3	Approved	YTD	% YTD
⊕ Sales of G&S	7,687.6	3,788.0	100.0%
Total	7,687.6	3,788.0	100.0%

Top 10 Entities

Airports Company South Africa

3,788.0

Public Entities Spending

Approved CoE

(Blank)

(Blank)

Approved G&S

(Blank)

(Blank)

Approved transfers

(Blank)

(Blank)

- ☐ R billion
- ☒ R million
- ☐ R thousand



national treasury

Department:
National Treasury
REPUBLIC OF SOUTH AFRICA

Actual vs Forecast

Composition of spending

Top 5 Goods & services

Quarter

2

Cluster

All

Department

Transport

Entity

Airports Company South Africa

Capital assets

Spending

Level 3	Approved	YTD	% YTD
---------	----------	-----	-------

Total			
-------	--	--	--