

Overview - Public Entities Quarterly Reporting

Approved receipts

31,2

60,4%

Approved spending

31,2

65,7%

Surplus/(deficit)

0,0

- ☐ R billion
- ☒ R million
- ☐ R thousand

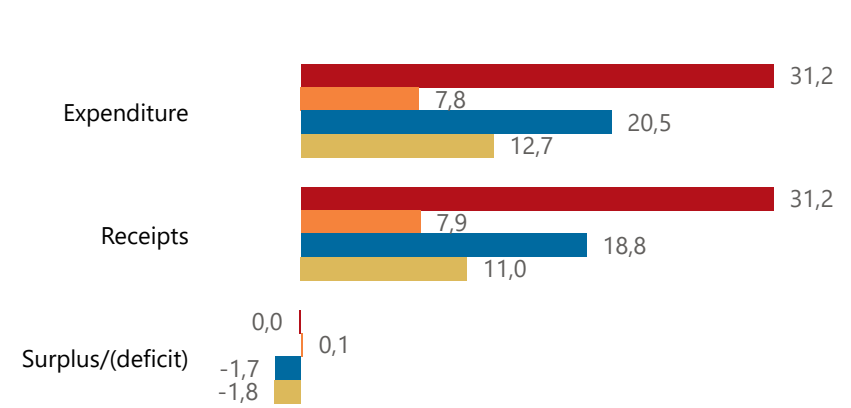


national treasury

Department:
National Treasury
REPUBLIC OF SOUTH AFRICA

Consolidation

● Approved ● Forecast ● YTD ● Variance



Composition of receipts



Quarter

2

Cluster

Education and related

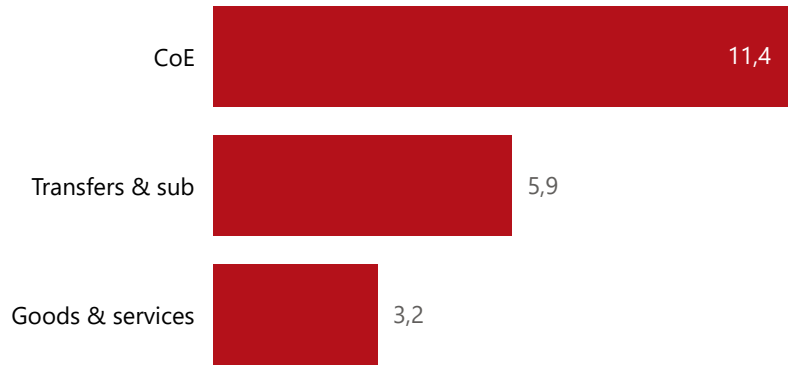
Department

Sport, Arts and Culture

Entity

South African Library for the Blind

Composition of spending



Functional grouping



Spending by PFMA schedule



Public Entities Receipts

Approved sales of G&S
0,1 76,0%

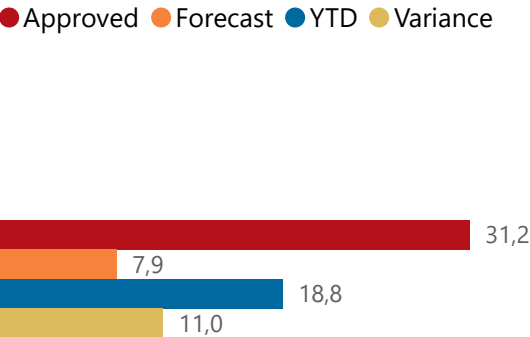
Approved transfers
31,1 60,4%



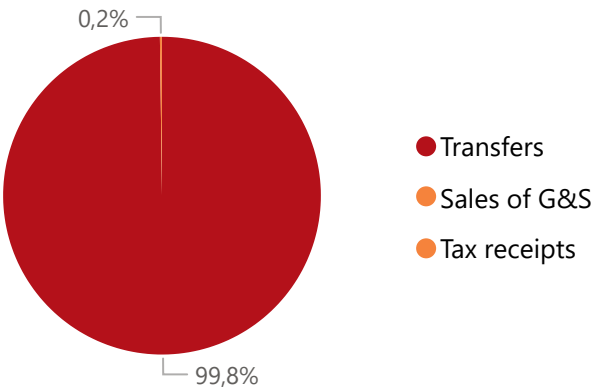
national treasury
Department:
National Treasury
REPUBLIC OF SOUTH AFRICA

- ☐ R billion
- ☒ R million
- ☐ R thousand

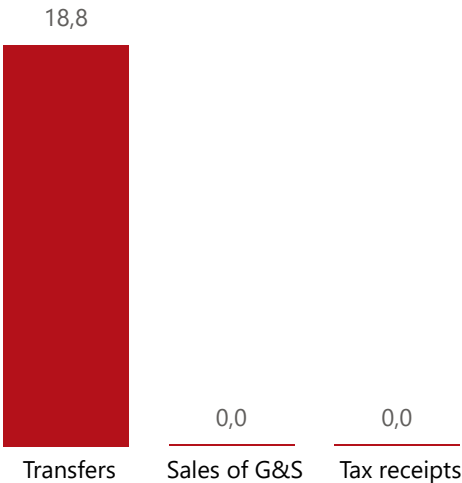
Actual vs Forecast



Composition of receipts



Top 5 Receipts



Quarter

2

Cluster

Education and related

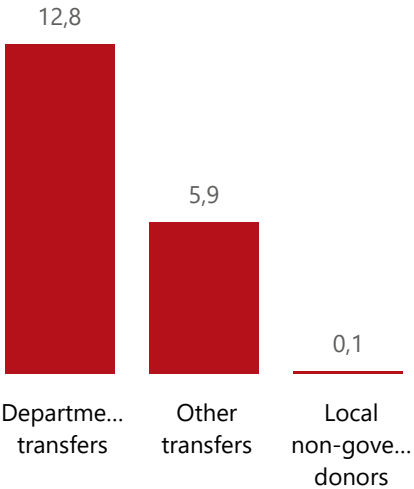
Department

Sport, Arts and Culture

Entity

South African Library for the Blind

Top 5 Transfers



Receipts

Level 3	Approved	YTD	% YTD
Transfers	31,1	18,8	99,8%
Sales of G&S	0,1	0,0	0,2%
Tax receipts		0,0	0,0%
Total	31,2	18,8	100,0%

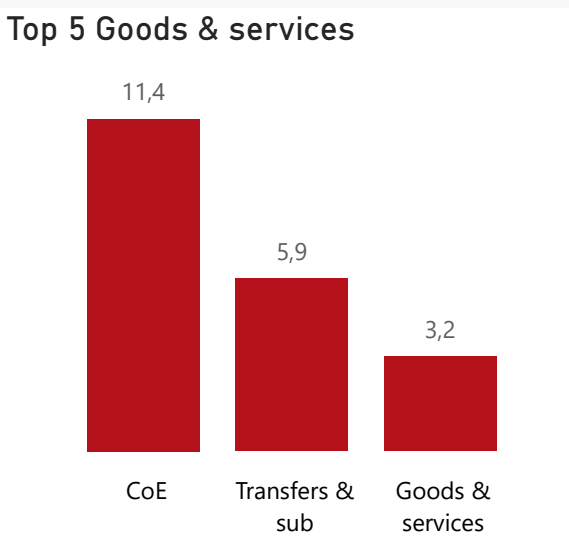
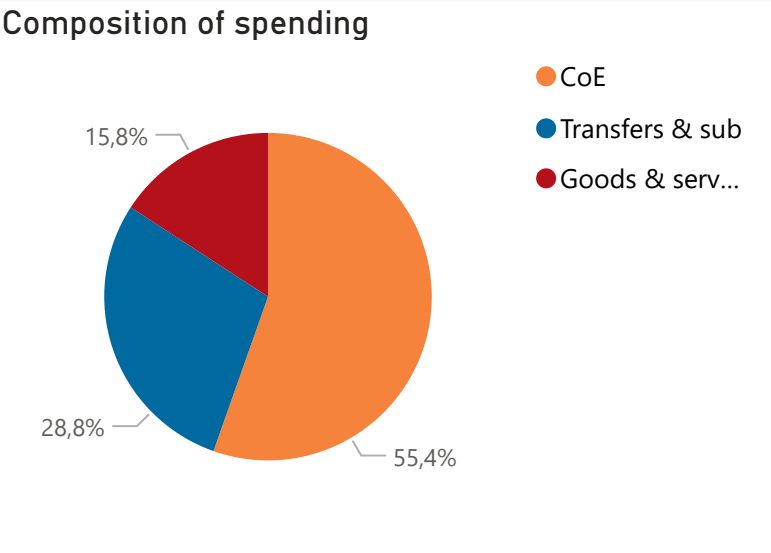
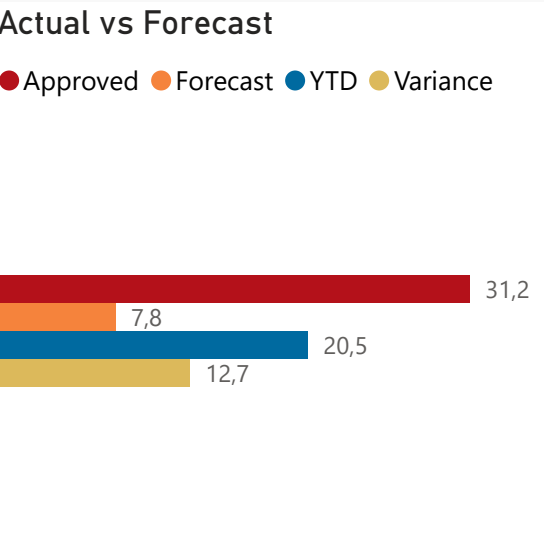
Top 10 Entities

South African Library for the Blind

18,8

Public Entities Spending

Approved CoE	Approved G&S	Approved transfers
19,857,4%	6,252,1%	62,460,4%



Capital assets

Spending

Level 3	Approved	YTD	% YTD
⊕ CoE	19,8	11,4	55,4%
⊕ Transfers & sub	5,2	5,9	28,8%
⊕ Goods & services	6,2	3,2	15,8%
Total	31,2	20,5	100,0%



☐ R billion
☒ R million
☐ R thousand

Quarter

2

Cluster

Education and related

Department

Sport, Arts and Culture

Entity

South African Library for the Blind