

Overview - Public Entities Quarterly Reporting

Approved receipts

70,8

101,8%

Approved spending

127,1

61,7%

Surplus/(deficit)

-56,2

- ☐ R billion
- ☒ R million
- ☐ R thousand

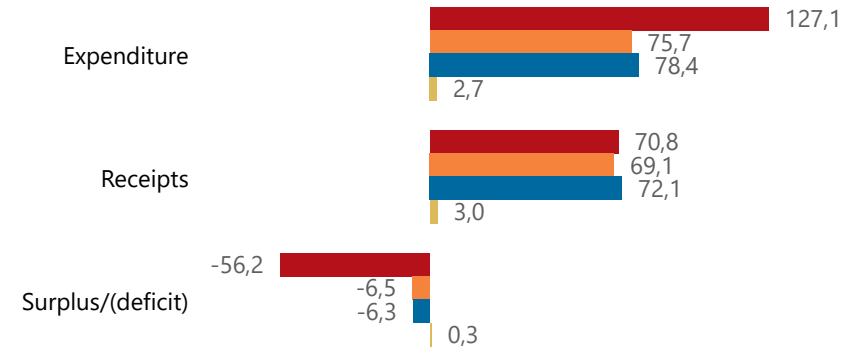


national treasury


Department:
National Treasury
REPUBLIC OF SOUTH AFRICA

Consolidation

● Approved ● Forecast ● YTD ● Variance



Composition of receipts



Quarter

2

Cluster

Education and related

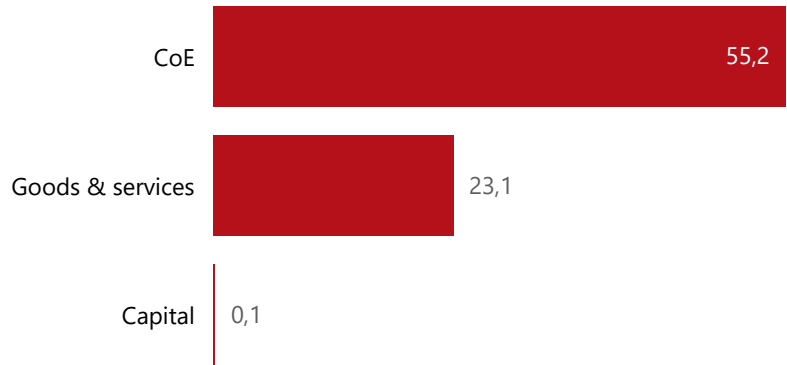
Department

Sport, Arts and Culture

Entity

South African Heritage Resources Ag...

Composition of spending



Functional grouping



Spending by PFMA schedule



Public Entities Receipts

Approved sales of G&S

0,1

(Blank)

Approved transfers

60,3

114,2%

Actual vs Forecast

● Approved ● Forecast ● YTD ● Variance



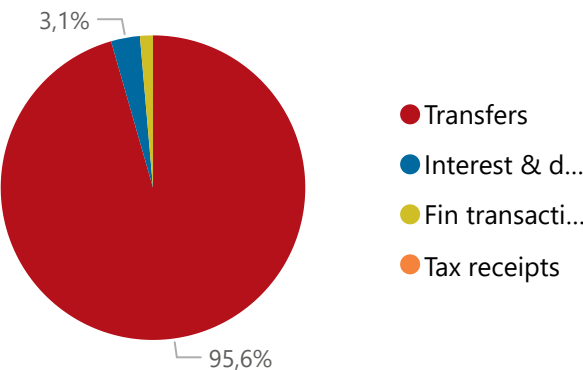
Top 5 Transfers

68,9



Department of Education and Related Entities

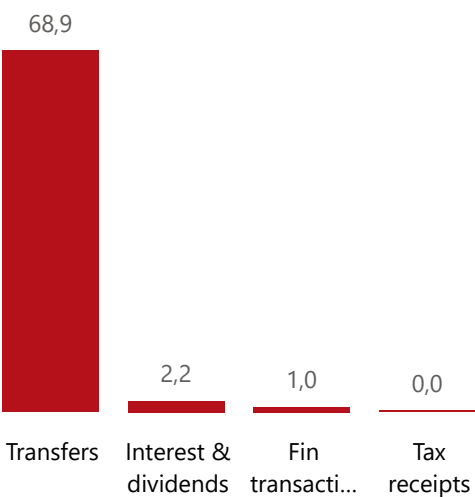
Composition of receipts



Receipts

Level 3	Approved	YTD	% YTD
Transfers	60,3	68,9	95,6%
Interest & dividends	0,9	2,2	3,1%
Fin transactions	9,5	1,0	1,4%
Tax receipts		0,0	0,0%
Sales of G&S	0,1		
Total	70,8	72,1	100,0%

Top 5 Receipts



Top 10 Entities

South African Heritage Resources Agency



72,1



national treasury

Department:
National Treasury
REPUBLIC OF SOUTH AFRICA

- R billion
- R million
- R thousand

Quarter

2

Cluster

Education and related

Department

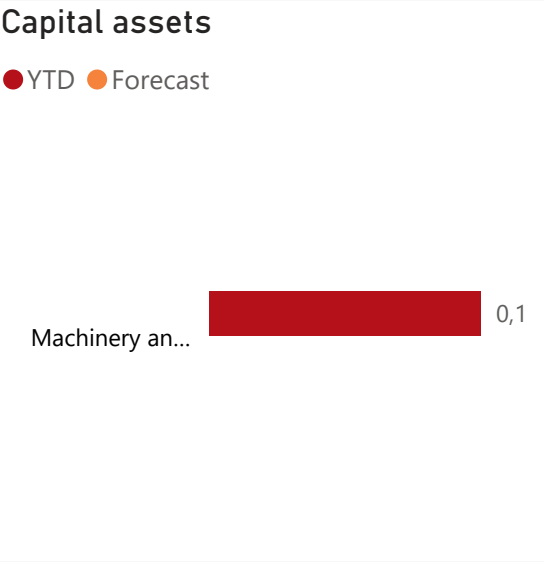
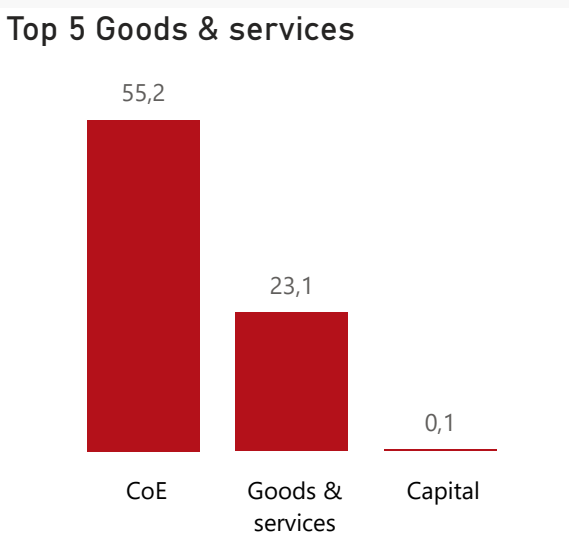
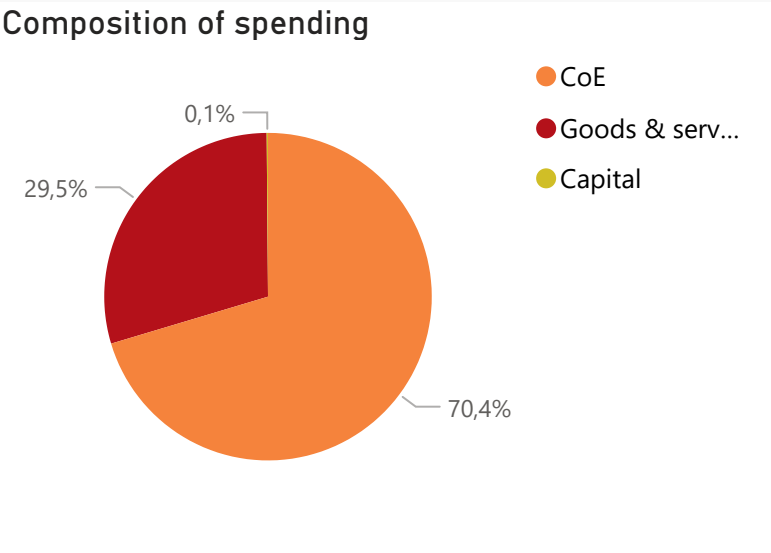
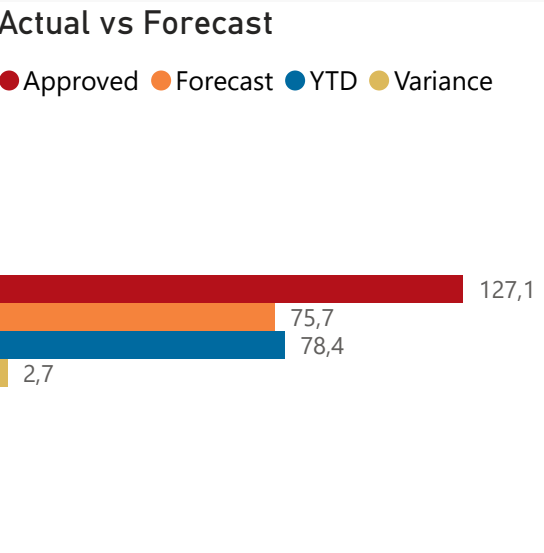
Sport, Arts and Culture

Entity

South African Heritage Resources Ag...

Public Entities Spending

Approved CoE	Approved G&S	Approved transfers
49,6111,3%	77,130,0%	141,7101,8%



Spending

Level 3	Approved	YTD	% YTD
CoE	49,6	55,2	70,4%
Goods & services	77,1	23,1	29,5%
Capital	0,4	0,1	0,1%
Total	127,1	78,4	100,0%



○ R billion
● R million
○ R thousand

Quarter

2

Cluster

Education and related

Department

Sport, Arts and Culture

Entity

South African Heritage Resources Ag...