

Overview - Public Entities Quarterly Reporting

Approved receipts

124,4

50,7%

Approved spending

124,3

60,7%

Surplus/(deficit)

0,1

- ☐ R billion
- ☒ R million
- ☐ R thousand

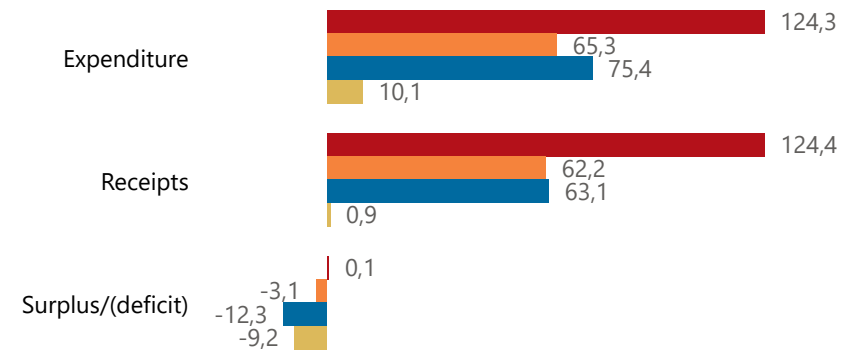


national treasury

Department:
National Treasury
REPUBLIC OF SOUTH AFRICA

Consolidation

● Approved ● Forecast ● YTD ● Variance



Composition of receipts



Quarter

2

Cluster

Education and related

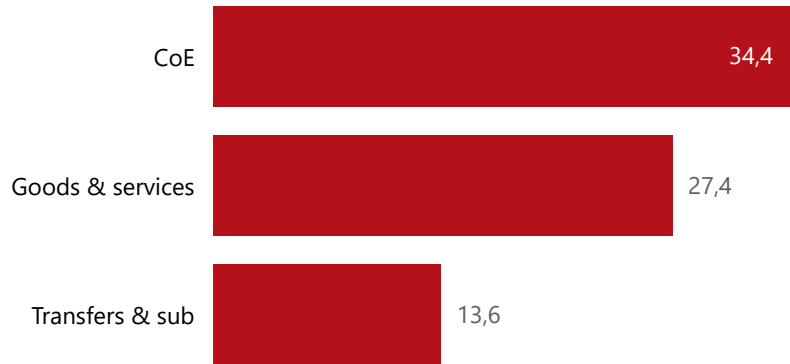
Department

Sport, Arts and Culture

Entity

The Pan South African Language Boa...

Composition of spending



Functional grouping



Spending by PFMA schedule



Public Entities Receipts

Approved sales of G&S

(Blank) (Blank)

Approved transfers

124,4 50,0%



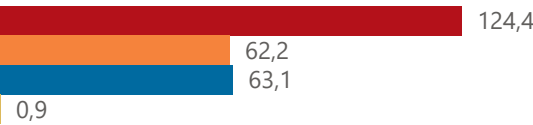
national treasury

Department:
National Treasury
REPUBLIC OF SOUTH AFRICA

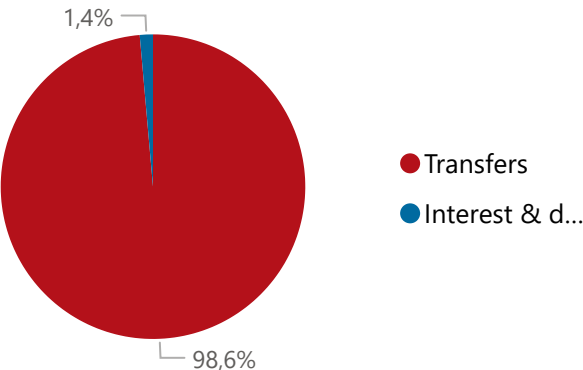
- ☐ R billion
- ☒ R million
- ☐ R thousand

Actual vs Forecast

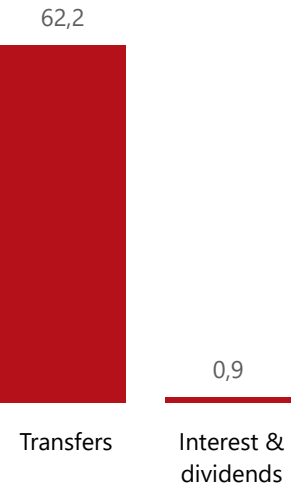
● Approved ● Forecast ● YTD ● Variance



Composition of receipts



Top 5 Receipts



Quarter

2

Cluster

Education and related

Department

Sport, Arts and Culture

Entity

The Pan South African Language Boa...

Top 5 Transfers



Departme... transfers

Receipts

Level 3	Approved	YTD	% YTD
Transfers	124,4	62,2	98,6%
Interest & dividends		0,9	1,4%
Total	124,4	63,1	100,0%

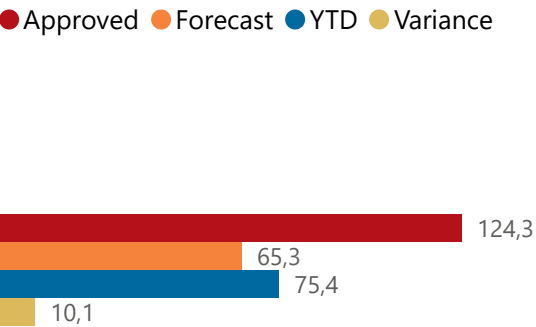
Top 10 Entities



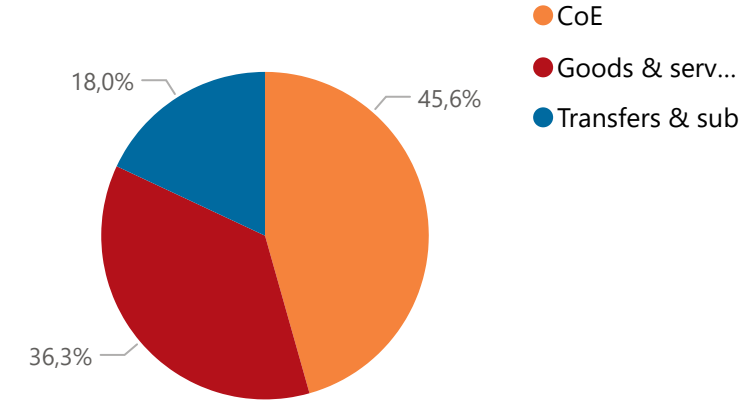
Public Entities Spending

Approved CoE	Approved G&S	Approved transfers
64,453,4%	31,587,0%	248,850,7%

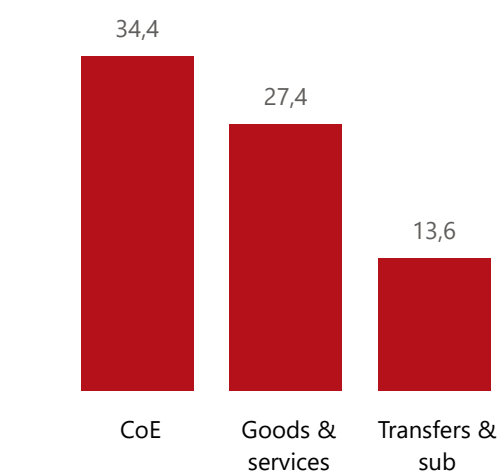
Actual vs Forecast



Composition of spending



Top 5 Goods & services



Capital assets

Spending

Level 3	Approved	YTD	% YTD
⊕ CoE	64,4	34,4	45,6%
⊕ Goods & services	31,5	27,4	36,3%
⊕ Transfers & sub	28,4	13,6	18,0%
Total	124,3	75,4	100,0%

Top 10 Entities



- R billion
- R million
- R thousand

Quarter

2

Cluster

Education and related

Department

Sport, Arts and Culture

Entity

The Pan South African Language Boa...