

# Overview - Public Entities Quarterly Reporting

Approved receipts

72,3

80,2%

Approved spending

66,6

52,0%

Surplus/(deficit)

5,8

- ☐ R billion
- ☒ R million
- ☐ R thousand

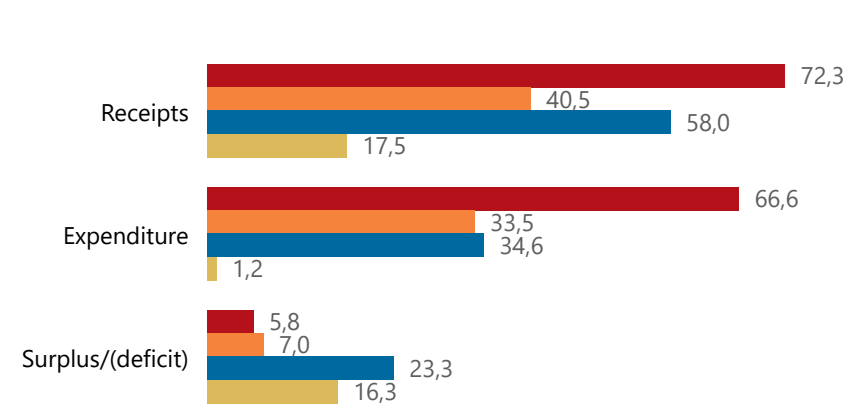


**national treasury**

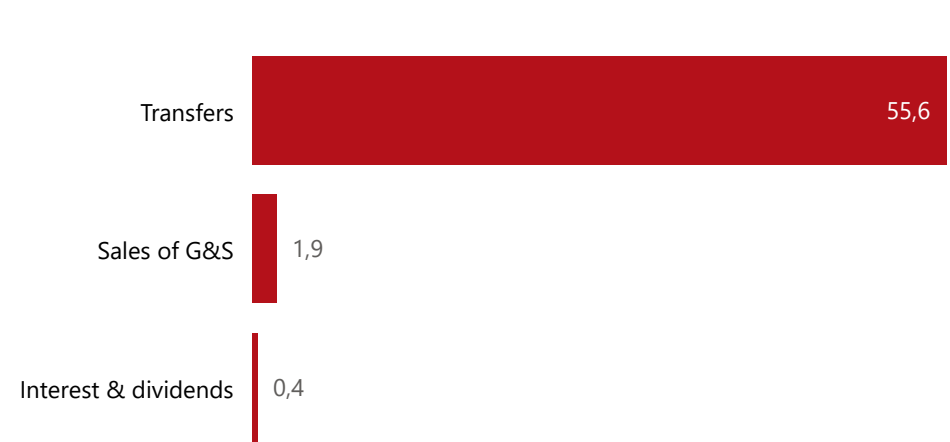
Department:  
National Treasury  
REPUBLIC OF SOUTH AFRICA

## Consolidation

● Approved ● Forecast ● YTD ● Variance



## Composition of receipts



## Quarter

2

## Cluster

Education and related

## Department

Sport, Arts and Culture

## Entity

Performing Arts Council of the Free ...

## Composition of spending



## Functional grouping



## Spending by PFMA schedule

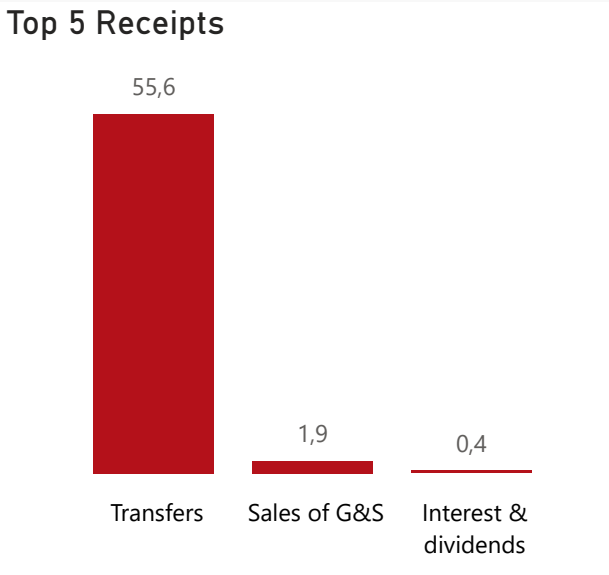
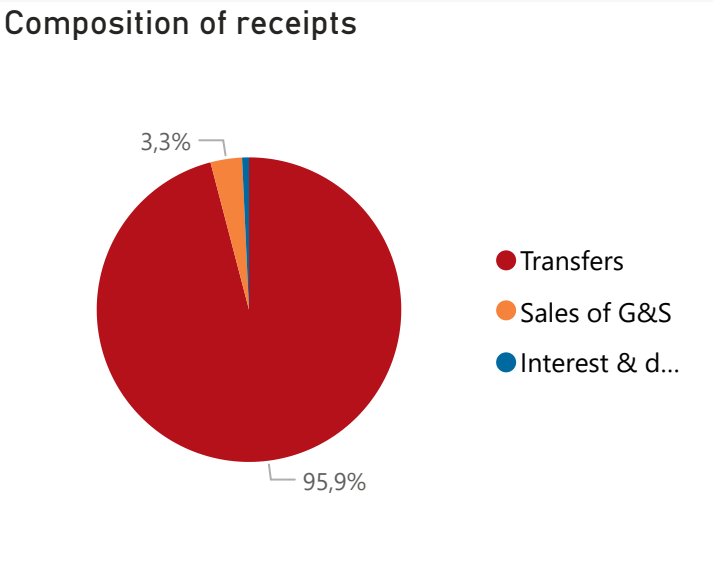
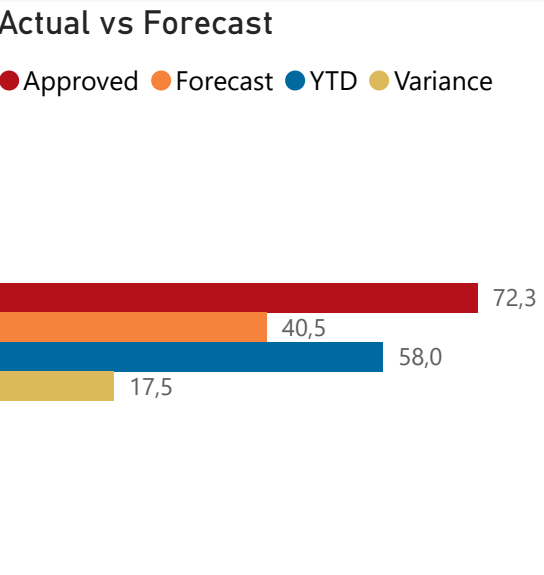


# Public Entities Receipts

Approved sales of G&S  
3,6 54,1%

Approved transfers  
67,1 82,9%

- ☐ R billion
- ☒ R million
- ☐ R thousand



Quarter  

2

Cluster  

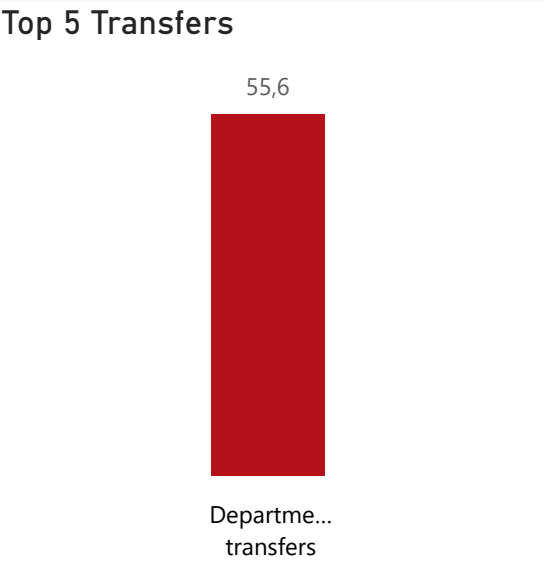
Education and related

Department  

Sport, Arts and Culture

Entity  

Performing Arts Council of the Free ...



### Receipts

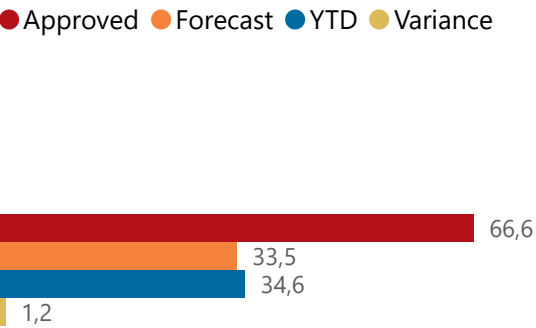
Level 3	Approved	YTD	% YTD
+ Transfers	67,1	55,6	95,9%
+ Sales of G&S	3,6	1,9	3,3%
+ Interest & dividends	1,6	0,4	0,7%
Total	72,3	58,0	100,0%



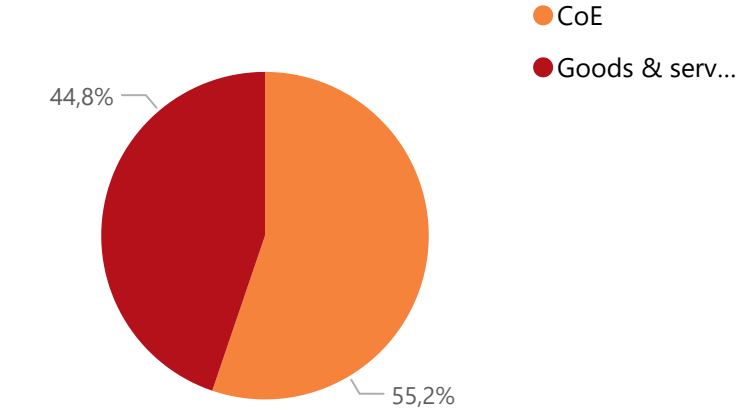
# Public Entities Spending

Approved CoE	Approved G&S	Approved transfers
36,852,0%	29,752,1%	144,780,2%

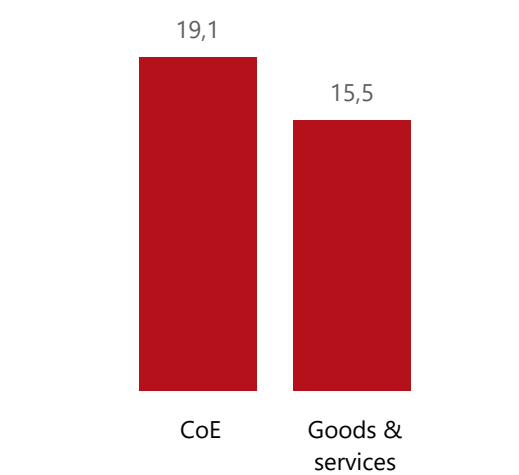
## Actual vs Forecast



## Composition of spending



## Top 5 Goods & services



## Capital assets

## Spending

Level 3	Approved	YTD	% YTD
CoE	36,8	19,1	55,2%
Goods & services	29,7	15,5	44,8%
Total	66,6	34,6	100,0%

## Top 10 Entities



## Quarter

2

## Cluster

Education and related

## Department

Sport, Arts and Culture

## Entity

Performing Arts Council of the Free ...