

Overview - Public Entities Quarterly Reporting

Approved receipts

131,4

50,6%

Approved spending

130,5

54,9%

Surplus/(deficit)

0,9

- ☐ R billion
- ☒ R million
- ☐ R thousand

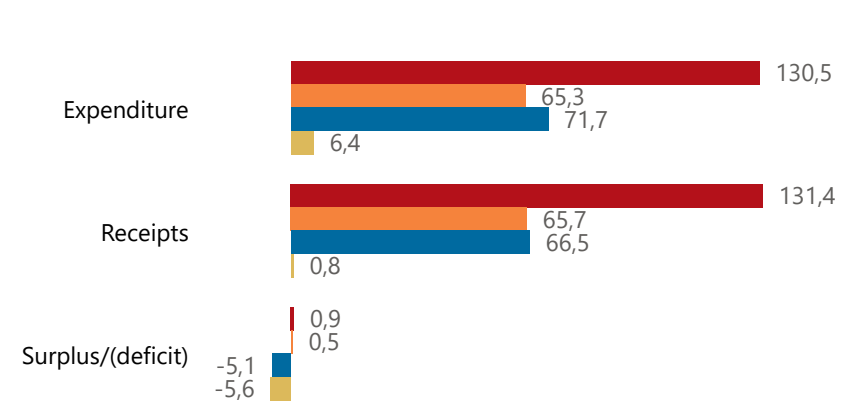


national treasury

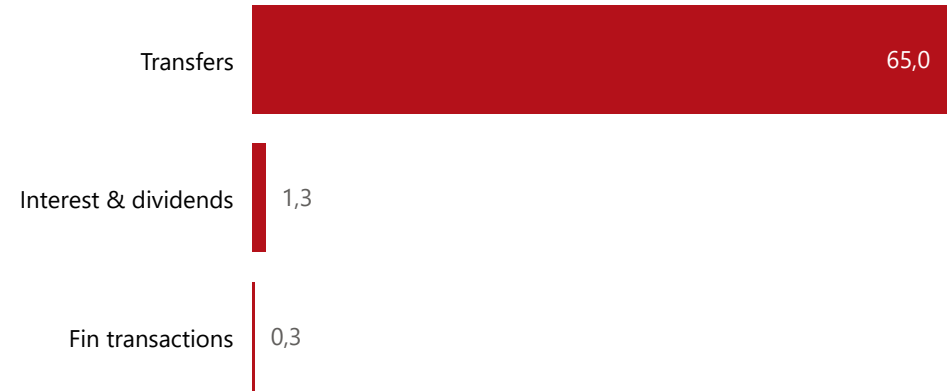
Department:
National Treasury
REPUBLIC OF SOUTH AFRICA

Consolidation

● Approved ● Forecast ● YTD ● Variance



Composition of receipts



Quarter

2

Cluster

Education and related

Department

Sport, Arts and Culture

Entity

National Library of South Africa

Composition of spending



Functional grouping



Spending by PFMA schedule



Public Entities Receipts

Approved sales of G&S

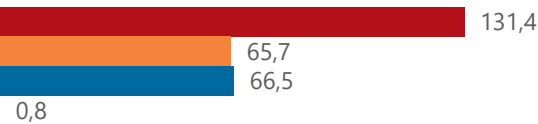
(Blank) (Blank)

Approved transfers

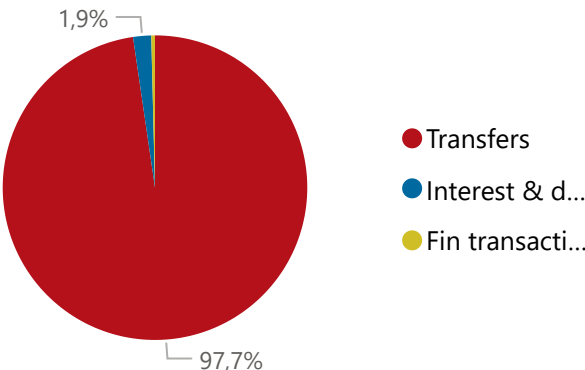
128,3 50,7%

Actual vs Forecast

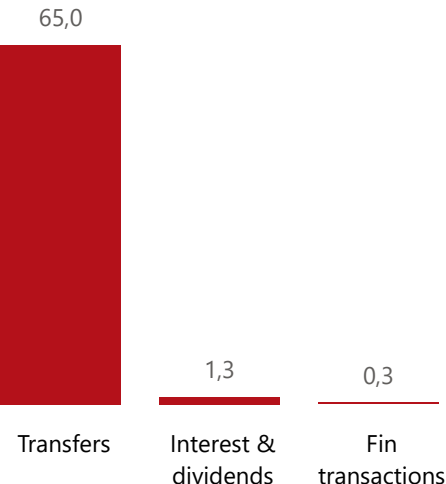
● Approved ● Forecast ● YTD ● Variance



Composition of receipts



Top 5 Receipts



Quarter

2

Cluster

Education and related

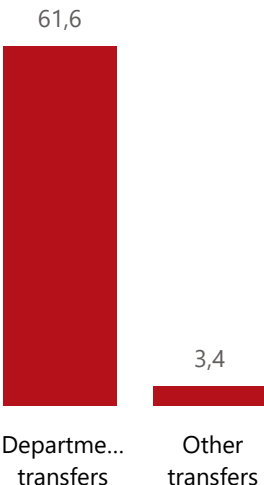
Department

Sport, Arts and Culture

Entity

National Library of South Africa

Top 5 Transfers



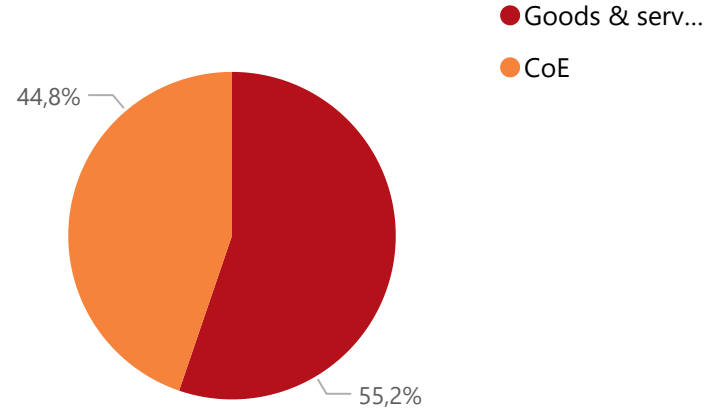
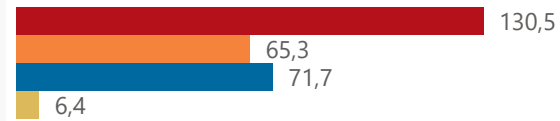
Receipts

Level 3	Approved	YTD	% YTD
Transfers	128,3	65,0	97,7%
Interest & dividends	1,3	1,3	1,9%
Fin transactions	1,8	0,3	0,4%
Total	131,4	66,5	100,0%

Top 10 Entities

National Library of South Africa 66,5

50,6%



☐ R billion
☒ R million
☐ R thousand



national treasury

Department:
National Treasury
REPUBLIC OF SOUTH AFRICA

Quarter

2

Cluster

Education and related

Department

Sport, Arts and Culture

Entity

National Library of South Africa

Capital assets

Spending

Level 3	Approved	YTD	% YTD
+ Goods & services	64,7	39,6	55,2%
+ CoE	65,8	32,1	44,8%
Total	130,5	71,7	100,0%

Top 10 Entities

National Library of South Africa

71,7