

Overview - Public Entities Quarterly Reporting

Approved receipts

45,8 44,4%

Approved spending

45,5 42,7%

Surplus/(deficit)

0,3

- ☐ R billion
- ☒ R million
- ☐ R thousand

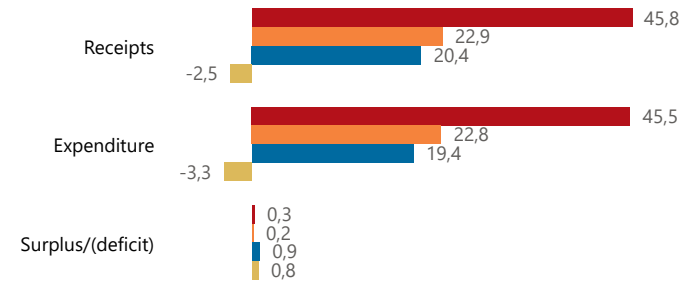


national treasury


Department:
National Treasury
REPUBLIC OF SOUTH AFRICA

Consolidation

● Approved ● Forecast ● YTD ● Variance



Composition of receipts



Quarter

2

Cluster

Education and related

Department

Sport, Arts and Culture

Entity

Mandela Bay Theatre Complex

Composition of spending



Functional grouping



Spending by PFMA schedule



Public Entities Receipts

Approved sales of G&S

3,0

36,4%

Approved transfers

42,7

45,0%



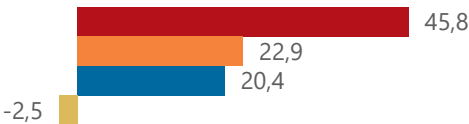
national treasury

Department:
National Treasury
REPUBLIC OF SOUTH AFRICA

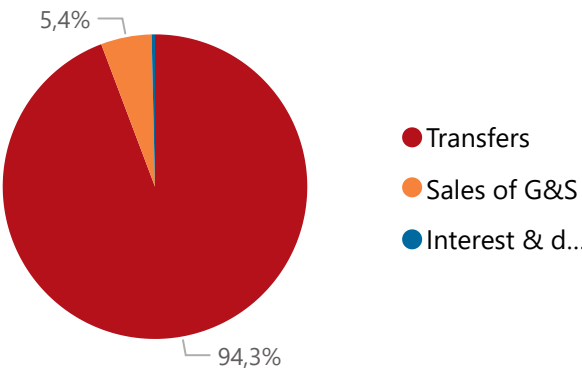
- ☐ R billion
- ☒ R million
- ☐ R thousand

Actual vs Forecast

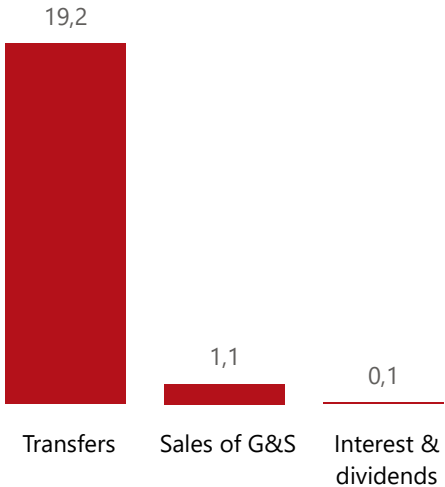
● Approved ● Forecast ● YTD ● Variance



Composition of receipts



Top 5 Receipts



Quarter

2

Cluster

Education and related

Department

Sport, Arts and Culture

Entity

Mandela Bay Theatre Complex

Top 5 Transfers



Receipts

Level 3	Approved	YTD	% YTD
⊕ Transfers	42,7	19,2	94,3%
⊕ Sales of G&S	3,0	1,1	5,4%
⊕ Interest & dividends	0,1	0,1	0,4%
Total	45,8	20,4	100,0%

Top 10 Entities

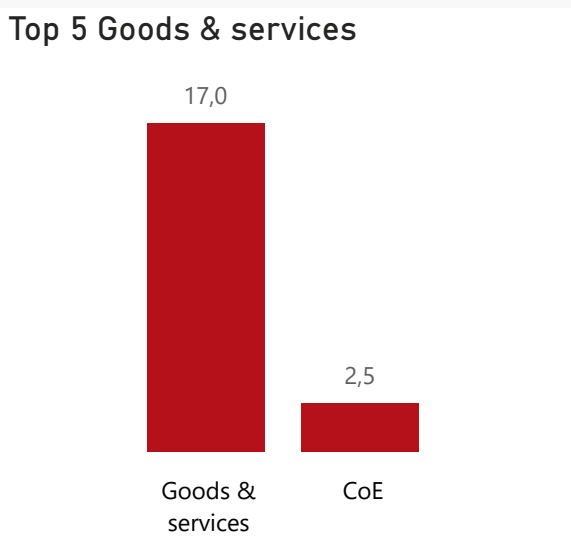
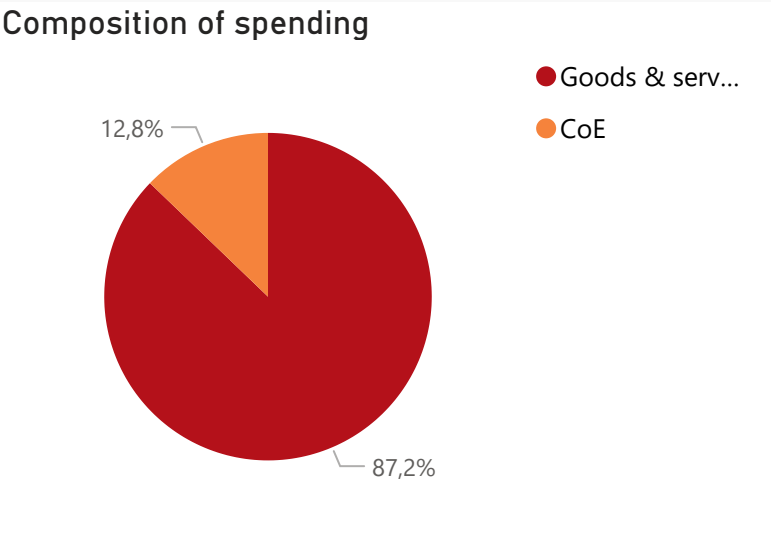
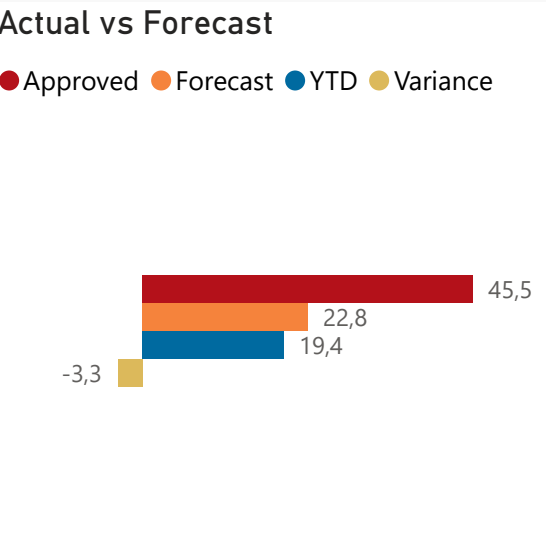
Mandela Bay Theatre Complex



20,4

Public Entities Spending

Approved CoE	Approved G&S	Approved transfers
15,715,8%	29,857,0%	91,744,4%



Capital assets

Spending			
Level 3	Approved	YTD	% YTD
⊕ Goods & services	29,8	17,0	87,2%
⊕ CoE	15,7	2,5	12,8%
Total	45,5	19,4	100,0%



☐ R billion
☒ R million
☐ R thousand

Quarter

2

Cluster

Education and related

Department

Sport, Arts and Culture

Entity

Mandela Bay Theatre Complex