

# Overview - Public Entities Quarterly Reporting

Approved receipts

20,4

59,5%

Approved spending

19,4

46,1%

Surplus/(deficit)

1,1

- ☐ R billion
- ☒ R million
- ☐ R thousand

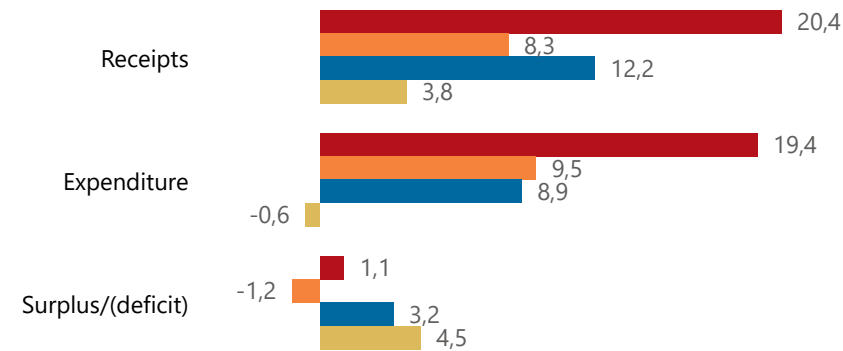


**national treasury**

Department:  
National Treasury  
REPUBLIC OF SOUTH AFRICA

## Consolidation

● Approved ● Forecast ● YTD ● Variance



## Composition of receipts



## Quarter

2

## Cluster

Education and related

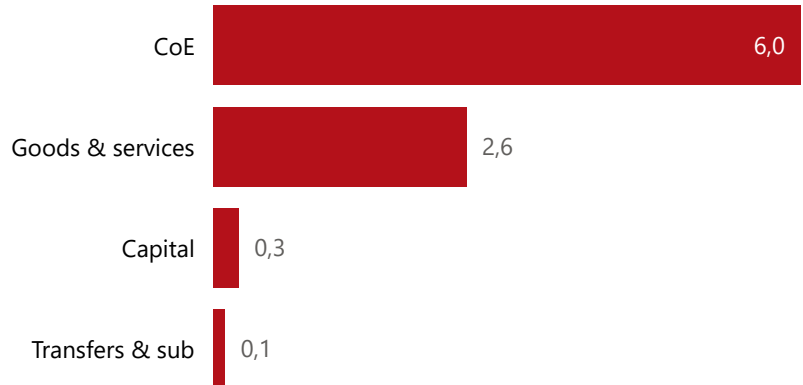
## Department

Sport, Arts and Culture

## Entity

Amazwi – South African Museum of ...

## Composition of spending



## Functional grouping



## Spending by PFMA schedule



# Public Entities Receipts

Approved sales of G&S

0,4

15,7%

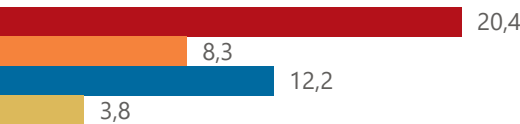
Approved transfers

19,8

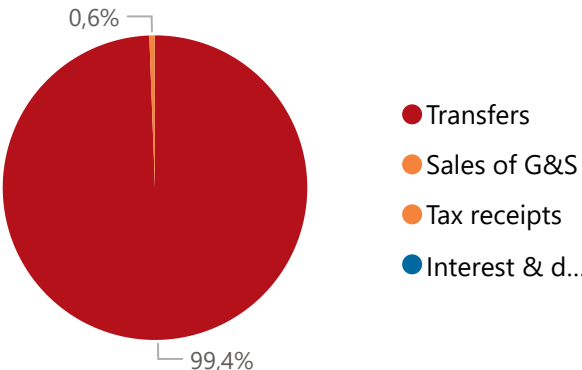
61,0%

## Actual vs Forecast

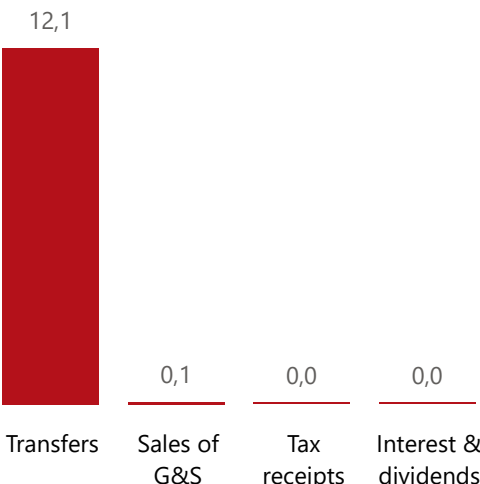
● Approved ● Forecast ● YTD ● Variance



## Composition of receipts



## Top 5 Receipts



## Quarter

2

## Cluster

Education and related

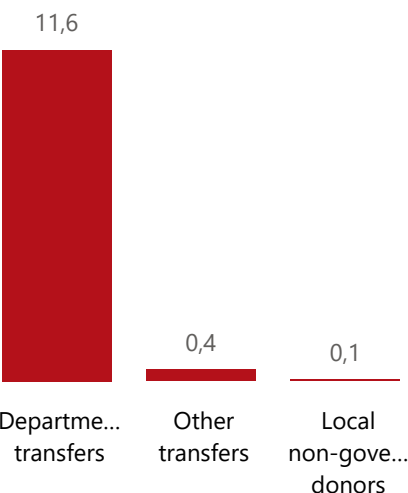
## Department

Sport, Arts and Culture

## Entity

Amazwi – South African Museum of ...

## Top 5 Transfers



## Receipts

Level 3	Approved	YTD	% YTD
Transfers	19,8	12,1	99,4%
Sales of G&S	0,4	0,1	0,6%
Tax receipts		0,0	0,0%
Interest & dividends	0,2	0,0	0,0%
Sales of capital assets	0,0		
Total	20,4	12,2	100,0%

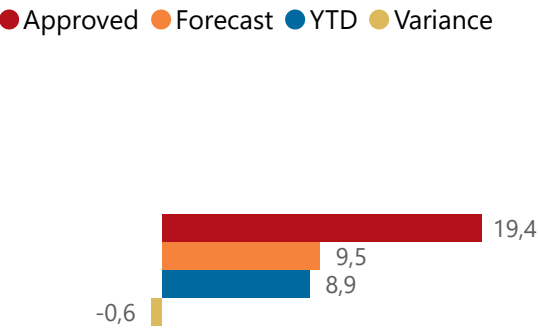
## Top 10 Entities



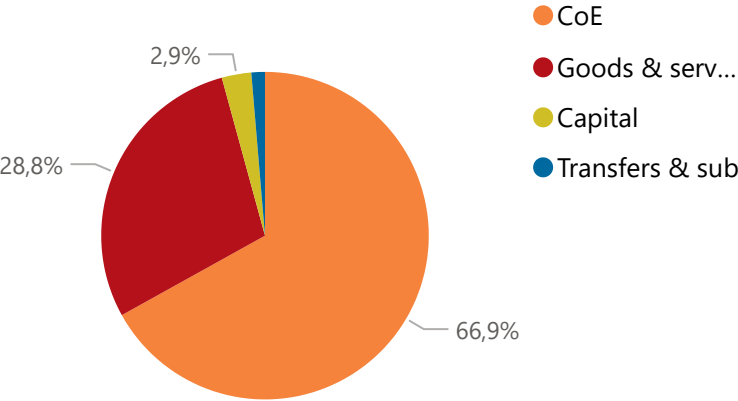
# Public Entities Spending

Approved CoE	Approved G&S	Approved transfers
12,846,6%	5,150,1%	40,859,5%

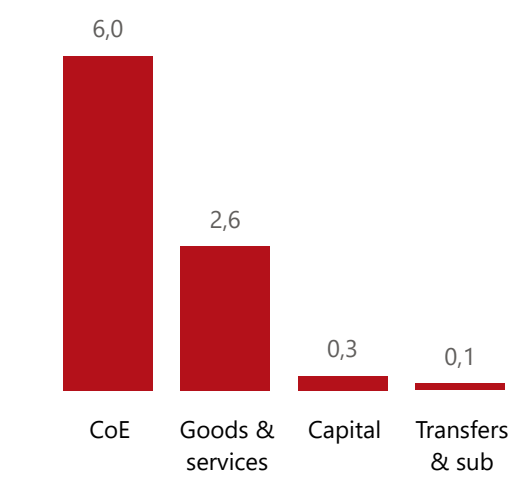
## Actual vs Forecast



## Composition of spending



## Top 5 Goods & services



## Capital assets



## Spending

Level 3	Approved	YTD	% YTD
⊕ CoE	12,8	6,0	66,9%
⊕ Goods & services	5,1	2,6	28,8%
⊕ Capital	1,2	0,3	2,9%
⊕ Transfers & sub	0,2	0,1	1,3%
Total	19,4	8,9	100,0%

## Top 10 Entities



national treasury  
Department:  
National Treasury  
REPUBLIC OF SOUTH AFRICA

## Quarter

2

## Cluster

Education and related

## Department

Sport, Arts and Culture

## Entity

Amazwi – South African Museum of ...