

# Overview - Public Entities Quarterly Reporting

Approved receipts

3 012,7

35,8%

Approved spending

3 251,9

43,9%

Surplus/(deficit)

-239,2

- ☐ R billion
- ☒ R million
- ☐ R thousand

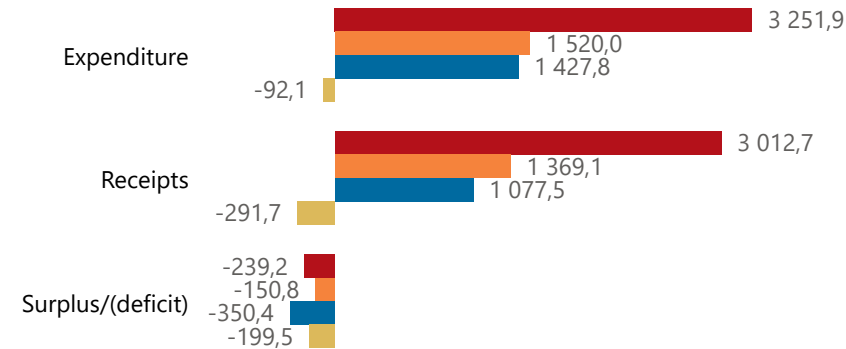


**national treasury**

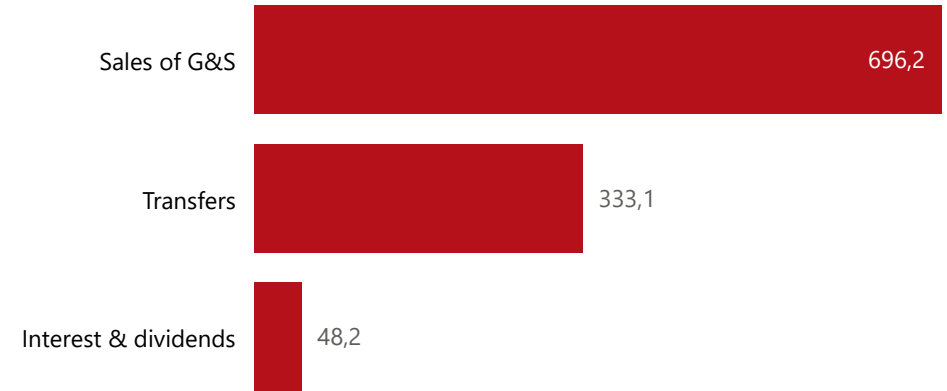
Department:  
National Treasury  
REPUBLIC OF SOUTH AFRICA

## Consolidation

● Approved ● Forecast ● YTD ● Variance



## Composition of receipts



## Quarter

2

## Cluster

All

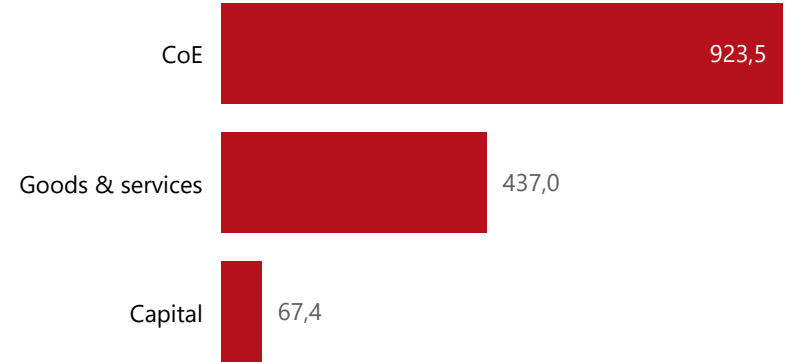
## Department

Science and Innovation

## Entity

Council for Scientific and Industrial R... ▾

## Composition of spending



## Functional grouping



## Spending by PFMA schedule



# Public Entities Receipts

Approved sales of G&S

2 275,9 30,6%

Approved transfers

679,7 49,0%



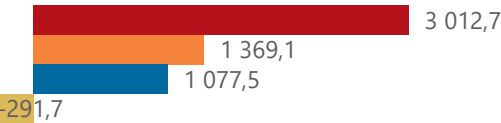
national treasury

Department:  
National Treasury  
REPUBLIC OF SOUTH AFRICA

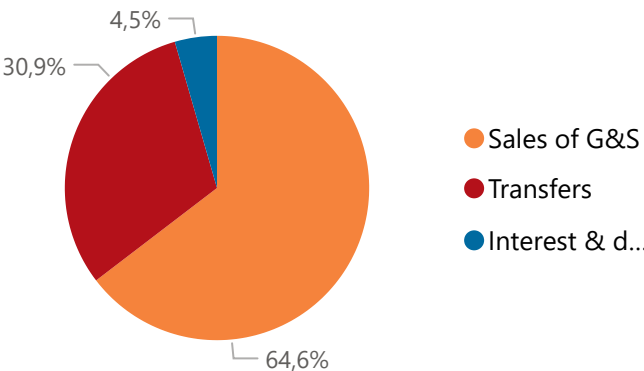
- ☐ R billion
- ☒ R million
- ☐ R thousand

## Actual vs Forecast

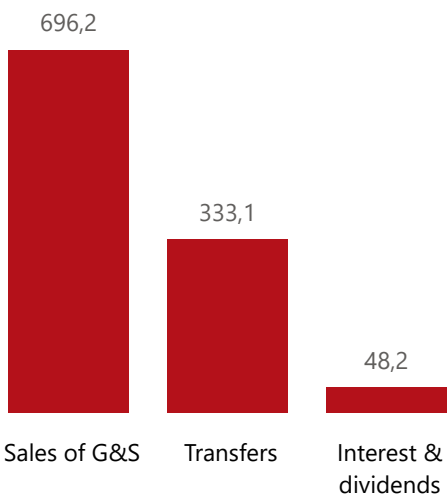
● Approved ● Forecast ● YTD ● Variance



## Composition of receipts



## Top 5 Receipts



## Quarter

## Cluster

## Department

## Entity

## Top 5 Transfers



Departme...  
transfers

## Receipts

Level 3	Approved	YTD	% YTD
+ Sales of G&S	2 275,9	696,2	64,6%
+ Transfers	679,7	333,1	30,9%
+ Interest & dividends	57,1	48,2	4,5%
Total	3 012,7	1 077,5	100,0%

## Top 10 Entities

Council for Scientific and Industrial Res... 1 077,5

# Public Entities Spending

Approved CoE

1 921,5 48,1%

Approved G&S

1 170,5 37,3%

Approved transfers

6 025,4 35,8%



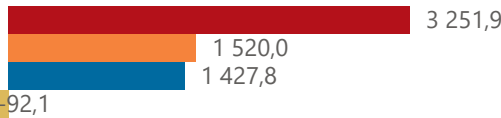
national treasury

Department:  
National Treasury  
REPUBLIC OF SOUTH AFRICA

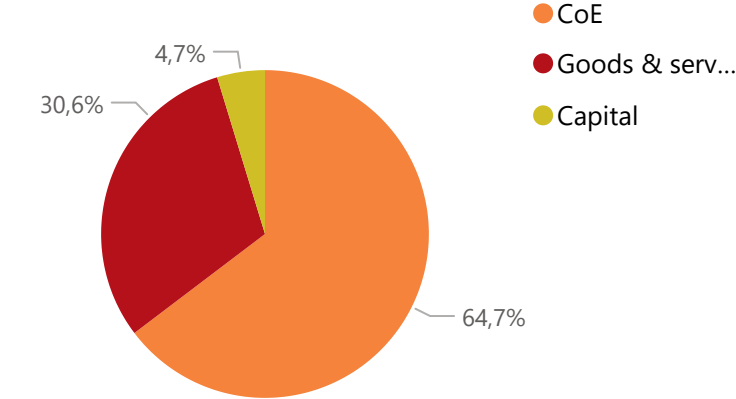
- ☐ R billion
- ☒ R million
- ☐ R thousand

## Actual vs Forecast

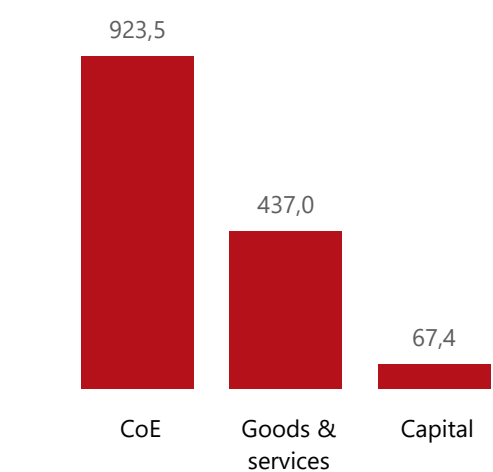
Approved Forecast YTD Variance



## Composition of spending



## Top 5 Goods & services



## Quarter

2

## Cluster

All

## Department

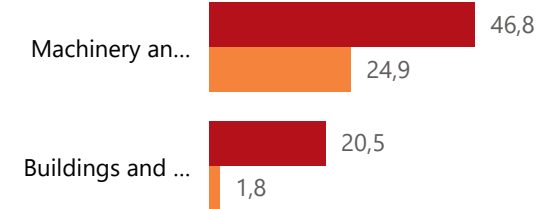
Science and Innovation

## Entity

Council for Scientific and Industrial Res...

## Capital assets

YTD Forecast



## Spending

Level 3	Approved	YTD	% YTD
CoE	1 921,5	923,5	64,7%
Goods & services	1 170,5	437,0	30,6%
Capital	159,9	67,4	4,7%
Total	3 251,9	1 427,8	100,0%

## Top 10 Entities

Council for Scientific and Industrial Res... 1 427,8