

Overview - Public Entities Quarterly Reporting

Approved receipts

424.5

113.7%

Approved spending

552.5

87.1%

Surplus/(deficit)

-128.0

- ☐ R billion
- ☒ R million
- ☐ R thousand

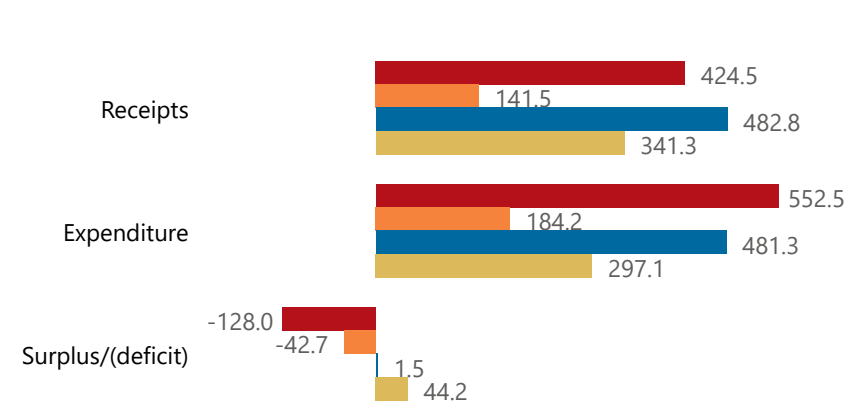


national treasury


Department:
National Treasury
REPUBLIC OF SOUTH AFRICA

Consolidation

● Approved ● Forecast ● YTD ● Variance



Composition of receipts



Quarter

2

Cluster

All

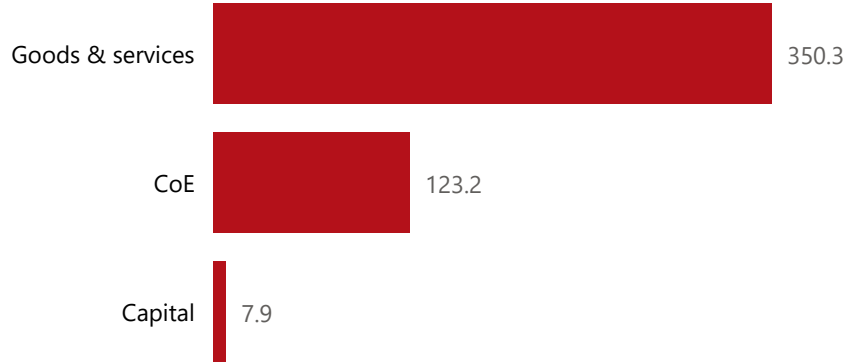
Department

Police

Entity

Private Security Industry Regulatory ...

Composition of spending



Functional grouping



Spending by PFMA schedule

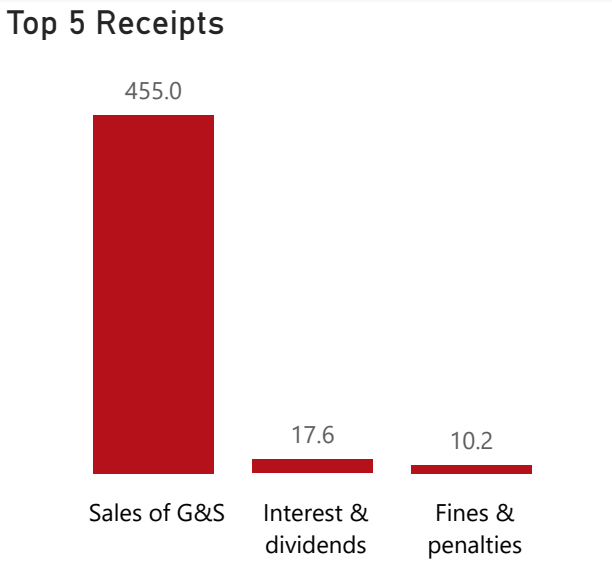
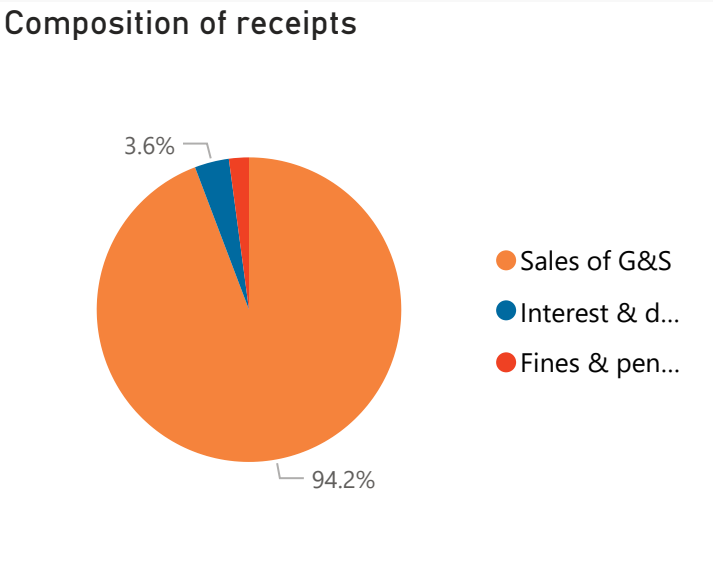
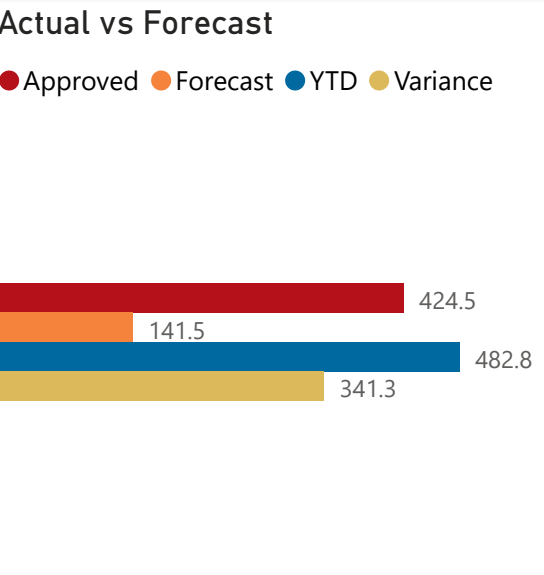


Public Entities Receipts

Approved sales of G&S
401.5 113.3%

Approved transfers
(Blank) (Blank)

- ☐ R billion
- ☒ R million
- ☐ R thousand



Quarter

2

Cluster

All

Department

Police

Entity

Private Security Industry Regulatory ...

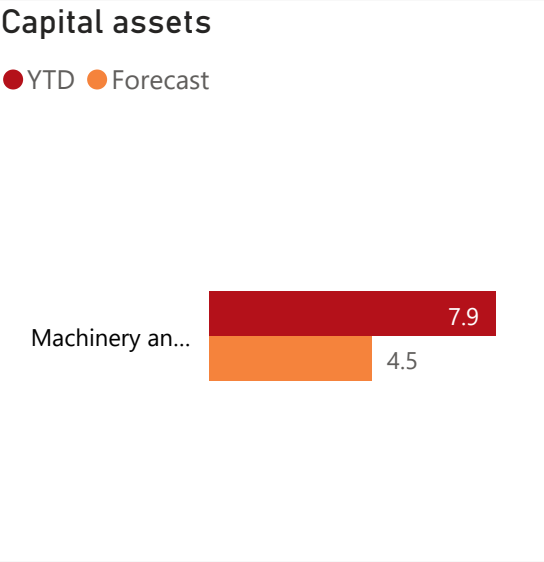
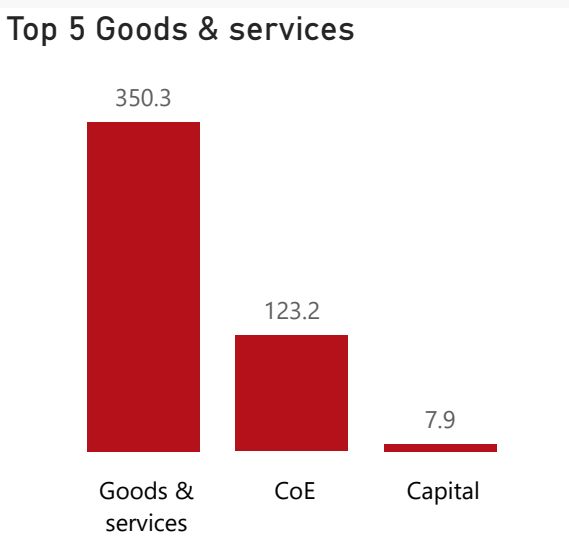
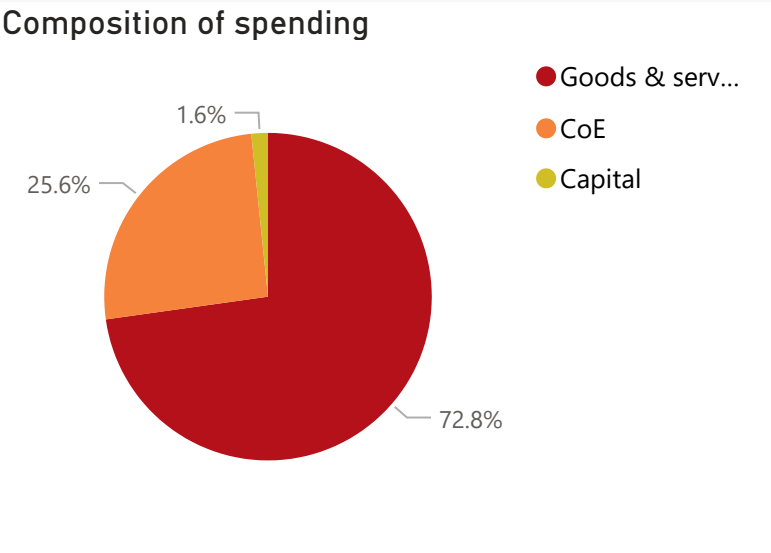
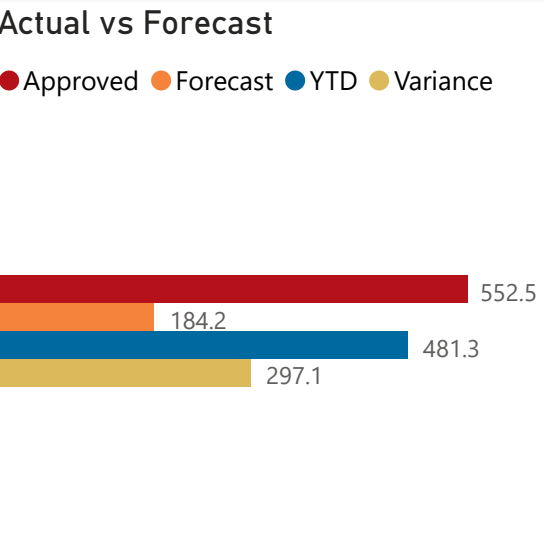


Receipts		Approved	YTD	% YTD
Level 3				
+	Sales of G&S	401.5	455.0	94.2%
+	Interest & dividends	9.5	17.6	3.6%
+	Fines & penalties	13.6	10.2	2.1%
	Total	424.5	482.8	100.0%



Public Entities Spending

Approved CoE	Approved G&S	Approved transfers
257.547.8%	281.7124.3%	849.1113.7%



Spending

Level 3	Approved	YTD	% YTD
⊕ Goods & services	281.7	350.3	72.8%
⊕ CoE	257.5	123.2	25.6%
⊕ Capital	13.4	7.9	1.6%
Total	552.5	481.3	100.0%



☐ R billion
☒ R million
☐ R thousand

Quarter

2

Cluster

All

Department

Police

Entity

Private Security Industry Regulatory ...