

# Overview - Public Entities Quarterly Reporting

Approved receipts

92,8

20,2%

Approved spending

88,8

63,0%

Surplus/(deficit)

4,0

- ☐ R billion
- ☒ R million
- ☐ R thousand

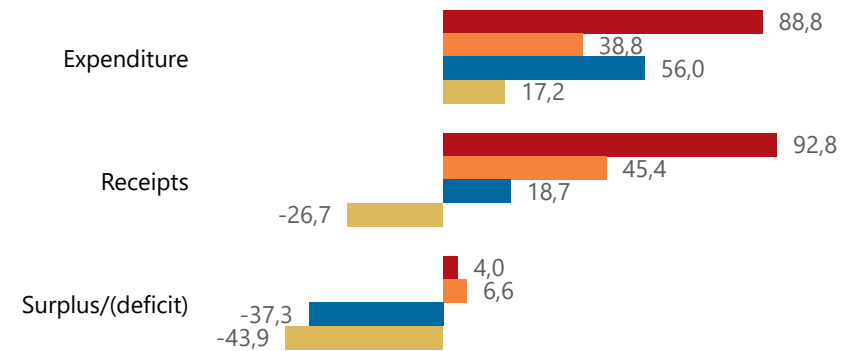


**national treasury**

Department:  
National Treasury  
REPUBLIC OF SOUTH AFRICA

## Consolidation

● Approved ● Forecast ● YTD ● Variance



## Composition of receipts



## Quarter

2

## Cluster

All

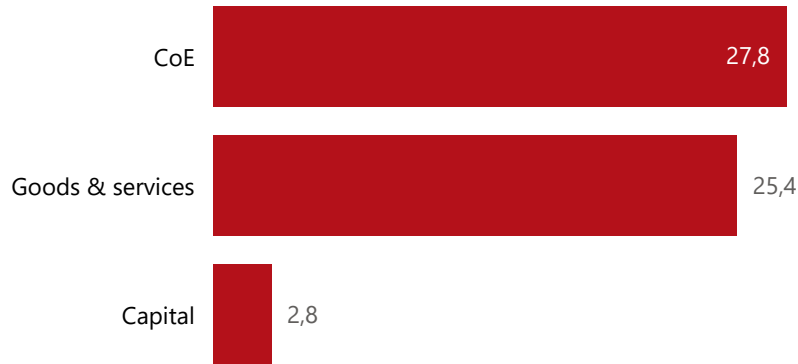
## Department

Mineral Resources and Energy

## Entity

South African National Energy Devel... ▾

## Composition of spending



## Functional grouping



## Spending by PFMA schedule



# Public Entities Receipts

Approved sales of G&S

(Blank)

(Blank)

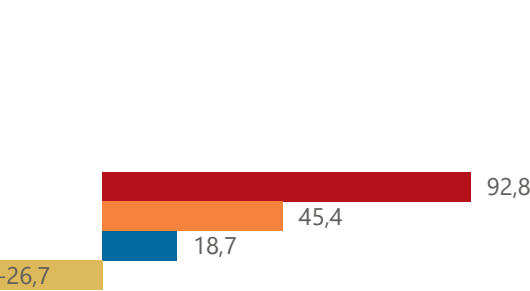
Approved transfers

77,2

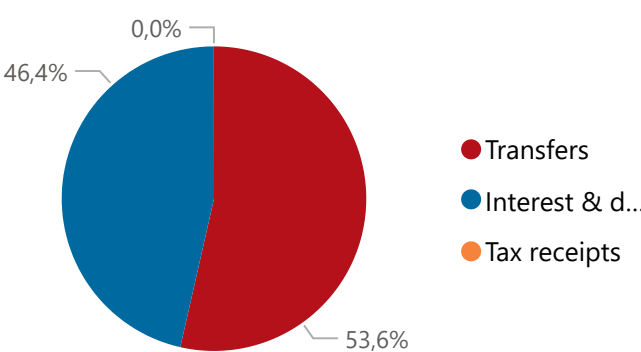
13,0%

## Actual vs Forecast

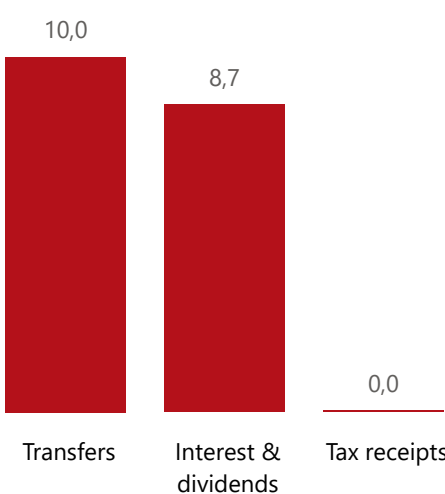
● Approved ● Forecast ● YTD ● Variance



## Composition of receipts



## Top 5 Receipts



## Quarter

2

## Cluster

All

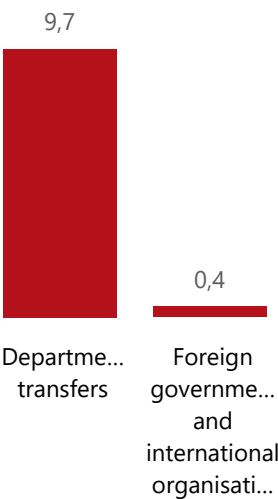
## Department

Mineral Resources and Energy

## Entity

South African National Energy Devel...

## Top 5 Transfers



## Receipts

Level 3	Approved	YTD	% YTD
Transfers	77,2	10,0	53,6%
Interest & dividends	4,6	8,7	46,4%
Tax receipts		0,0	0,0%
Fin transactions	9,0		
Sales of capital assets	2,0		
Total	92,8	18,7	100,0%

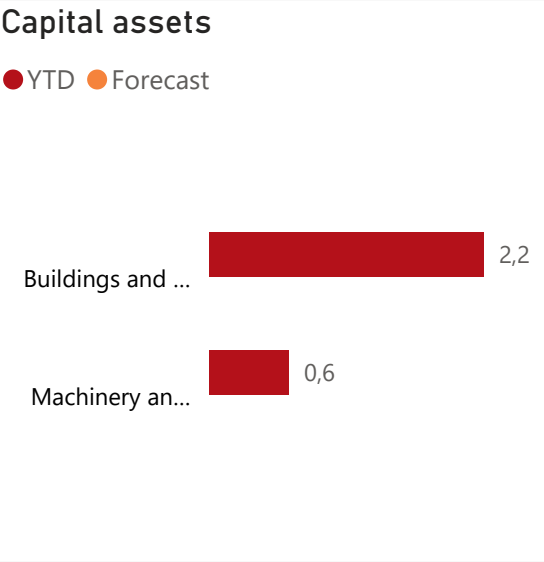
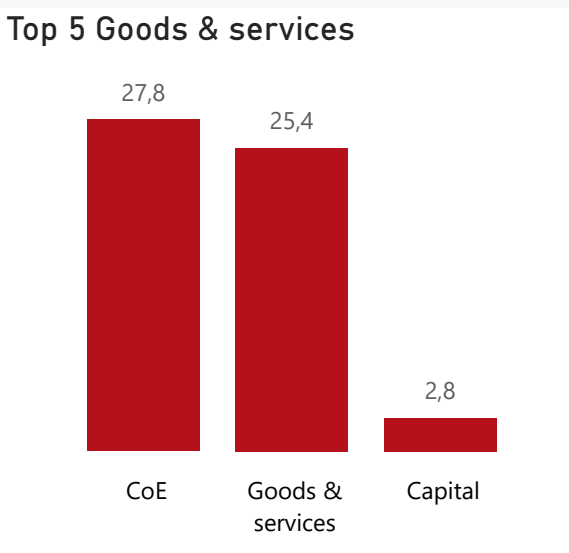
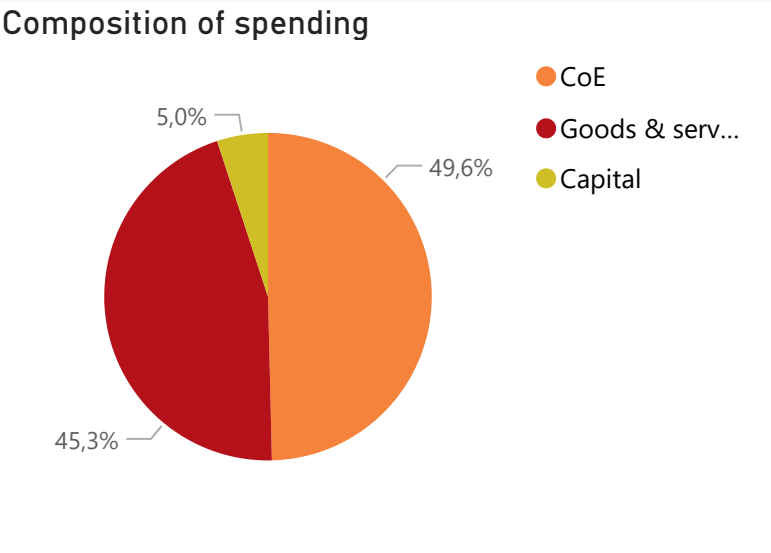
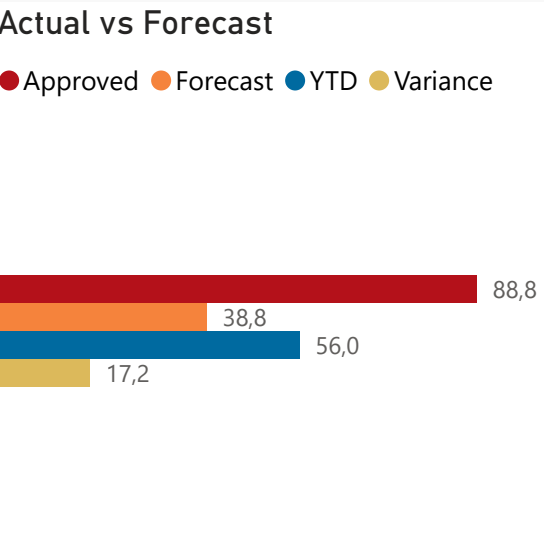
## Top 10 Entities

South African National Energy Devel...



# Public Entities Spending

Approved CoE	Approved G&S	Approved transfers
48,657,2%	29,187,3%	185,620,2%



### Spending

Level 3	Approved	YTD	% YTD
CoE	48,6	27,8	49,6%
Goods & services	29,1	25,4	45,3%
Capital	11,2	2,8	5,0%
Total	88,8	56,0	100,0%



○ R billion  
● R million  
○ R thousand

Quarter

2

Cluster

All

Department

Mineral Resources and Energy

Entity

South African National Energy Devel...