

# Overview - Public Entities Quarterly Reporting

Approved receipts

3,3

47,1%

Approved spending

3,1

45,2%

Surplus/(deficit)

0,3

- ☒ R billion
- ☐ R million
- ☐ R thousand

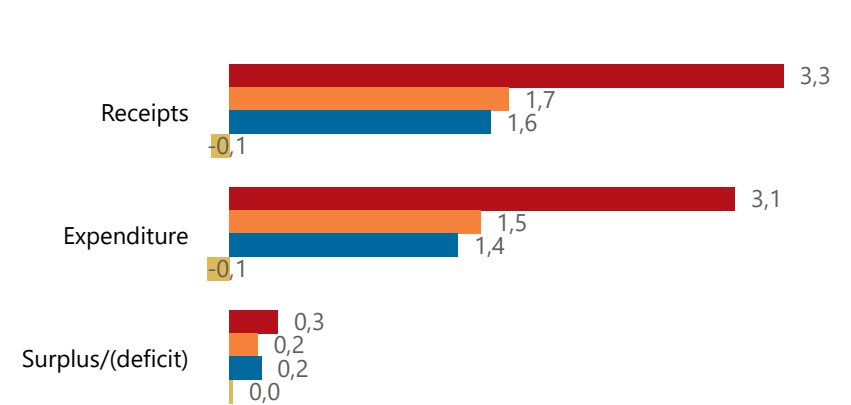


**national treasury**

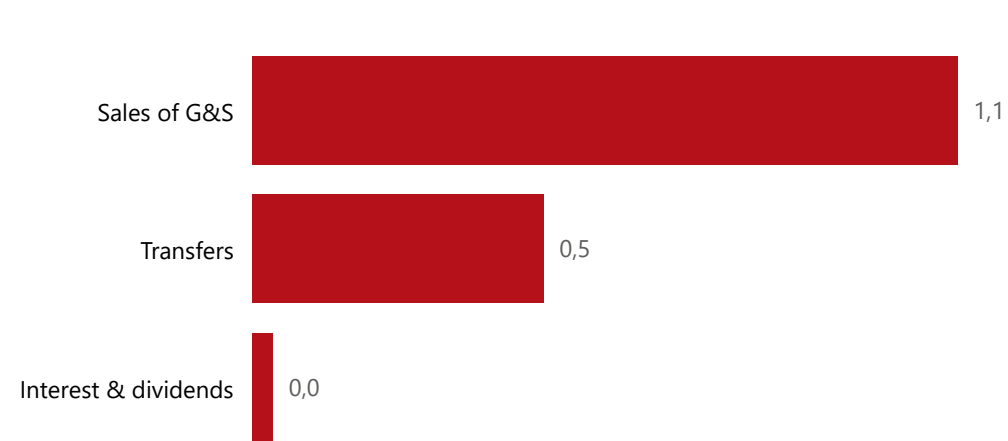
Department:  
National Treasury  
REPUBLIC OF SOUTH AFRICA

## Consolidation

● Approved ● Forecast ● YTD ● Variance



## Composition of receipts



## Quarter

2

## Cluster

All

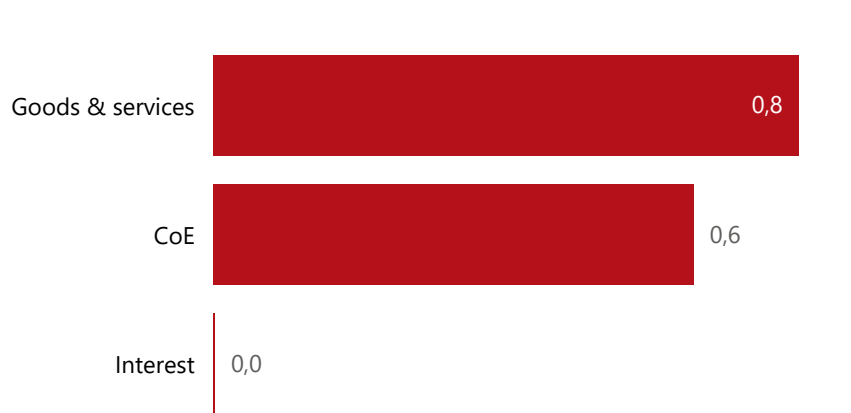
## Department

Mineral Resources and Energy

## Entity

South African Nuclear Energy Corpor...▼

## Composition of spending



## Functional grouping



## Spending by PFMA schedule



# Public Entities Receipts

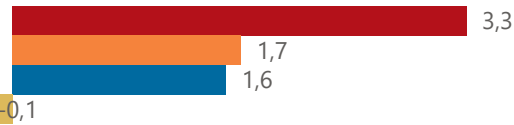
Approved sales of G&S  
2,5 44,1%

Approved transfers  
0,8 56,2%

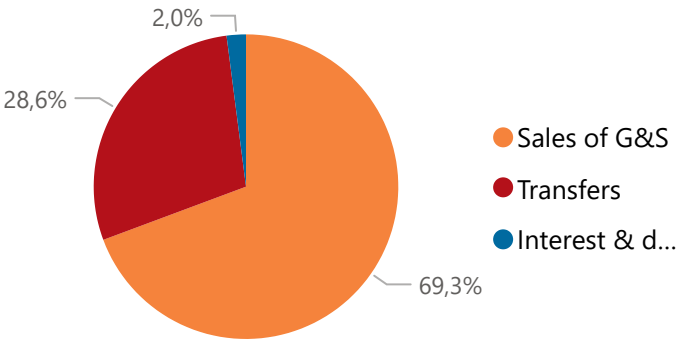
- R billion
- R million
- R thousand

## Actual vs Forecast

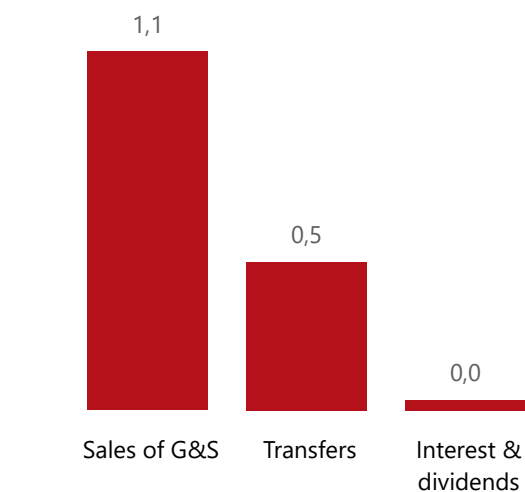
Approved Forecast YTD Variance



## Composition of receipts



## Top 5 Receipts



## Quarter

2

## Cluster

All

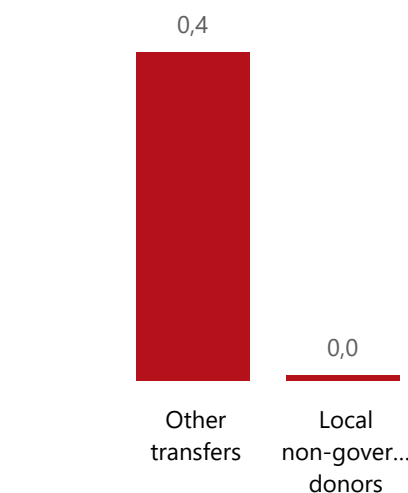
## Department

Mineral Resources and Energy

## Entity

South African Nuclear Energy Corpor...

## Top 5 Transfers



## Receipts

Level 3	Approved	YTD	% YTD
+ Sales of G&S	2,5	1,1	69,3%
+ Transfers	0,8	0,5	28,6%
+ Interest & dividends	0,1	0,0	2,0%
Total	3,3	1,6	100,0%

## Top 10 Entities

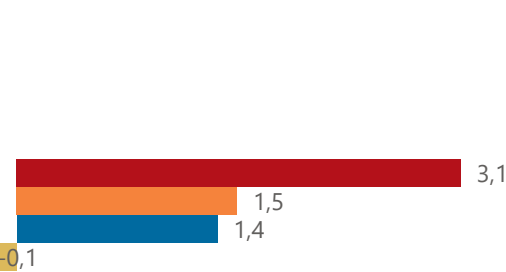


# Public Entities Spending

Approved CoE	Approved G&S	Approved transfers
1,346,2%	1,744,4%	6,747,1%

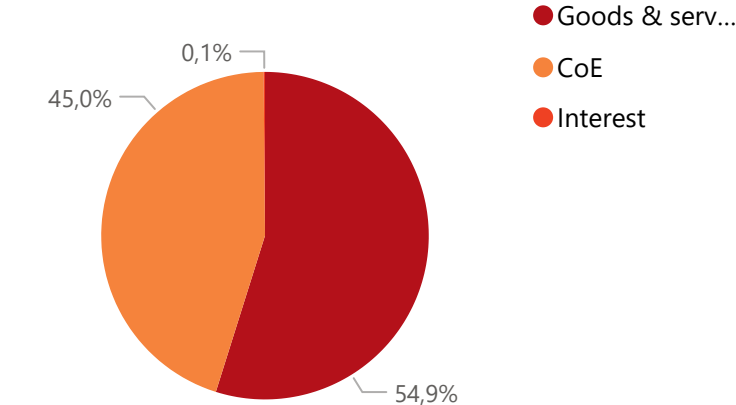
## Actual vs Forecast

ApprovedForecastYTDVariance



## Capital assets

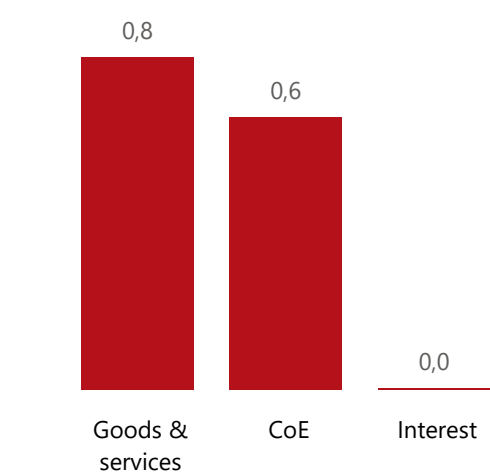
## Composition of spending



## Spending

Level 3	Approved	YTD	% YTD
Goods & services	1,7	0,8	54,9%
CoE	1,3	0,6	45,0%
Interest	0,0	0,0	0,1%
Total	3,1	1,4	100,0%

## Top 5 Goods & services



## Top 10 Entities



### Quarter

2

### Cluster

All

### Department

Mineral Resources and Energy

### Entity

South African Nuclear Energy Corporat...