

# Overview - Public Entities Quarterly Reporting

Approved receipts

100.7

70.4%

Approved spending

86.7

54.0%

Surplus/(deficit)

14.0

- ☐ R billion
- ☒ R million
- ☐ R thousand

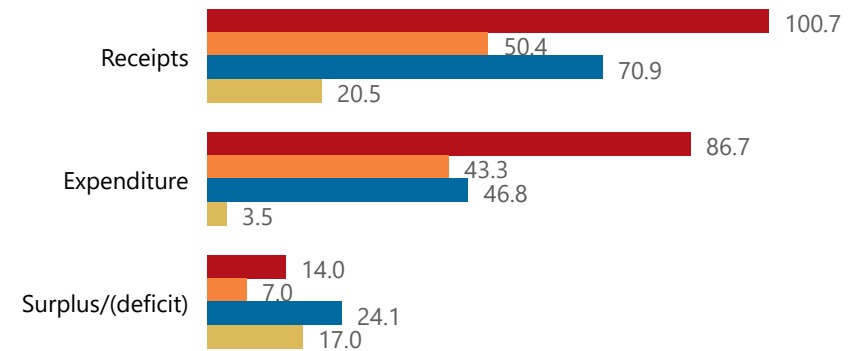


**national treasury**

Department:  
National Treasury  
REPUBLIC OF SOUTH AFRICA

## Consolidation

● Approved ● Forecast ● YTD ● Variance



## Composition of receipts



## Composition of spending



## Functional grouping



## Quarter

2

## Cluster

All

## Department

Human Settlements

## Entity

Property Practitioners Fidelity Fund

## Spending by PFMA schedule

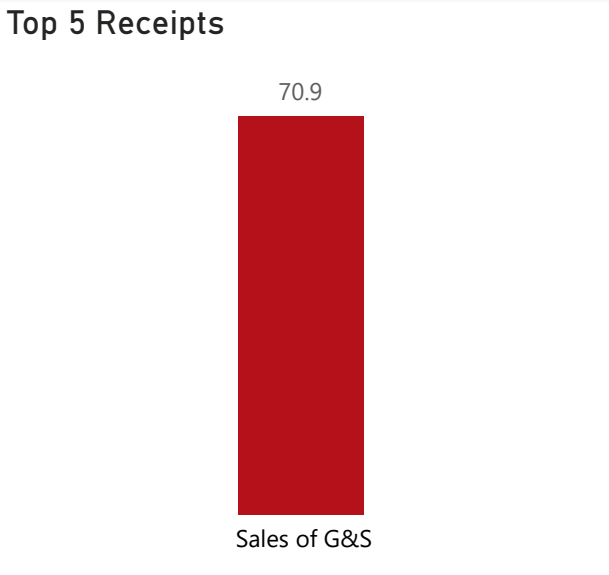
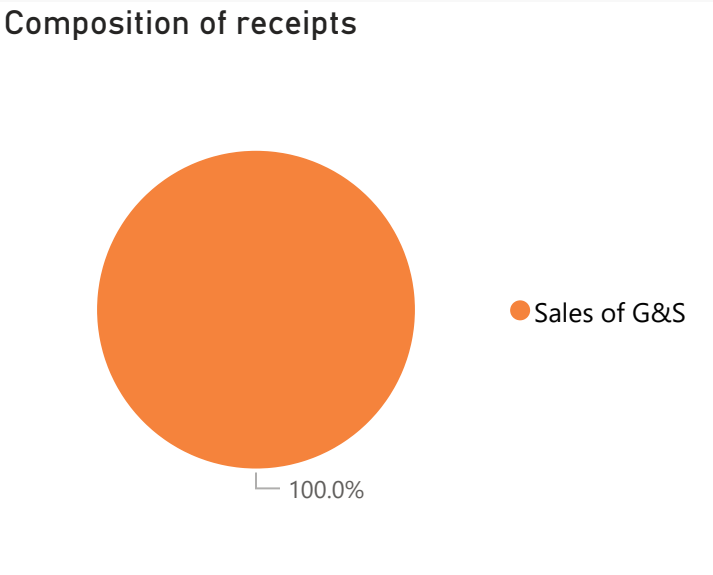
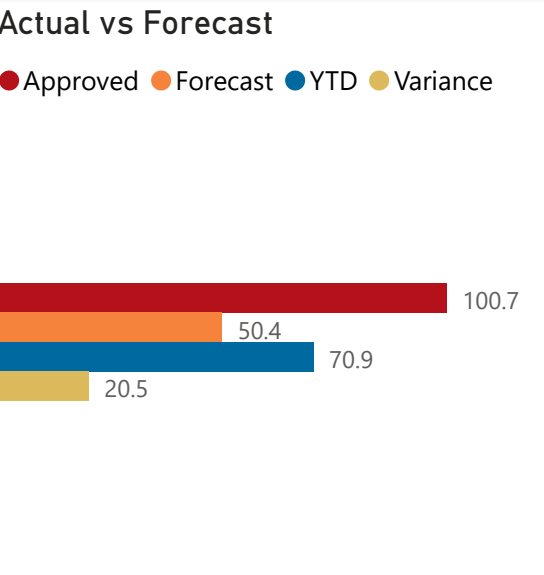


# Public Entities Receipts

Approved sales of G&S  
100.7 70.4%

Approved transfers  
(Blank) (Blank)

- ☐ R billion
- ☒ R million
- ☐ R thousand



Quarter

2

Cluster

All

Department


Human Settlements

Entity

Property Practitioners Fidelity Fund



Receipts		Approved	YTD	% YTD
Level 3				
+ Sales of G&S		100.7	70.9	100.0%
Total		100.7	70.9	100.0%



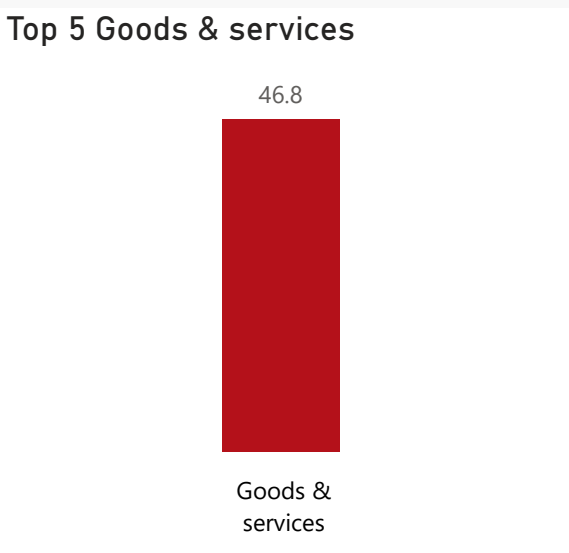
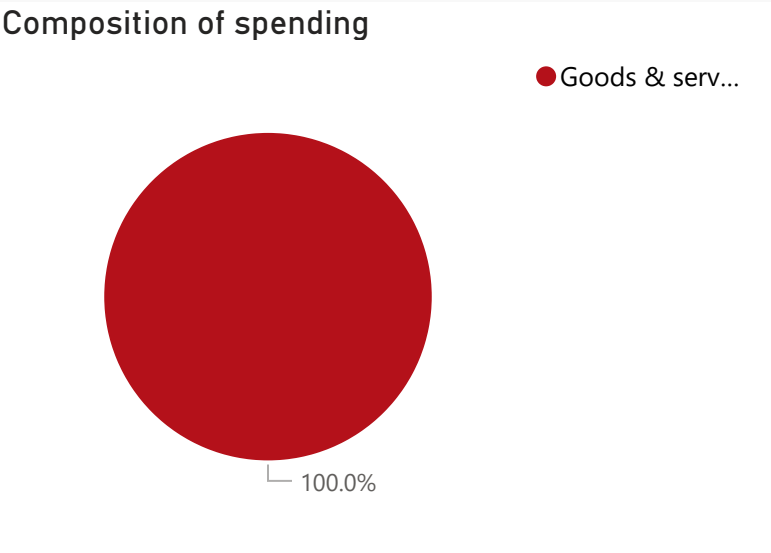
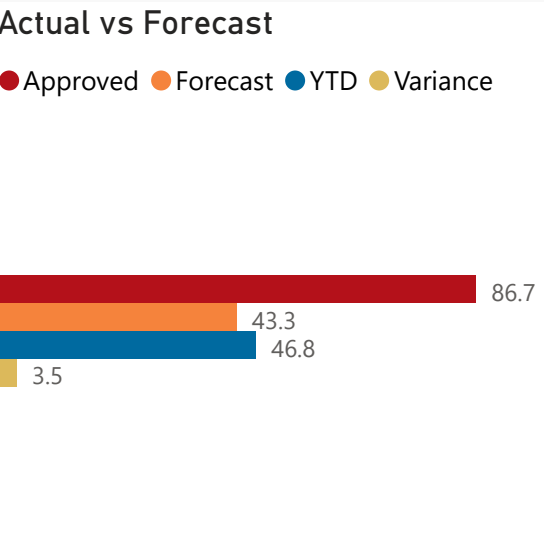
# Public Entities Spending

Approved CoE  
(Blank) (Blank)

Approved G&S  
86.7 54.0%

Approved transfers  
201.4 70.4%

- ☐ R billion
- ☒ R million
- ☐ R thousand



Quarter  
2

Cluster  
All

Department  
Human Settlements

Entity  
Property Practitioners Fidelity Fund

## Capital assets

Spending			
Level 3	Approved	YTD	% YTD
⊕ Goods & services	86.7	46.8	100.0%
Total	86.7	46.8	100.0%

## Top 10 Entities

