

Overview - Public Entities Quarterly Reporting

Approved receipts

1 878.0

34.6%

Approved spending

1 294.7

14.5%

Surplus/(deficit)

583.3

- ☐ R billion
- ☒ R million
- ☐ R thousand

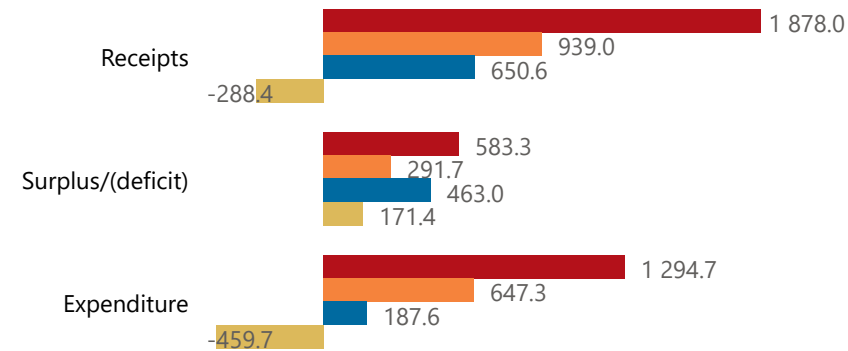


national treasury

Department:
National Treasury
REPUBLIC OF SOUTH AFRICA

Consolidation

● Approved ● Forecast ● YTD ● Variance



Composition of receipts



Quarter

2

Cluster

All

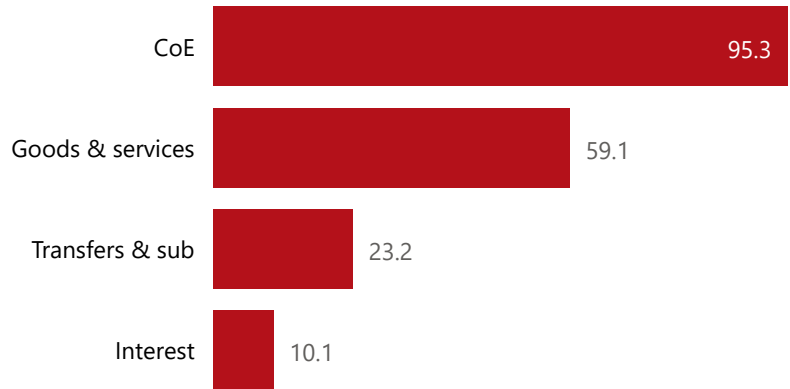
Department

Human Settlements

Entity

National Housing Finance Corporati... ▾

Composition of spending



Functional grouping



Spending by PFMA schedule



Public Entities Receipts

Approved sales of G&S

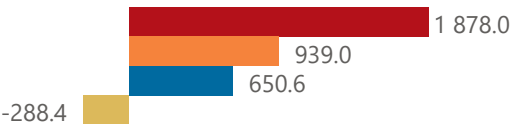
1 674.0 38.9%

Approved transfers

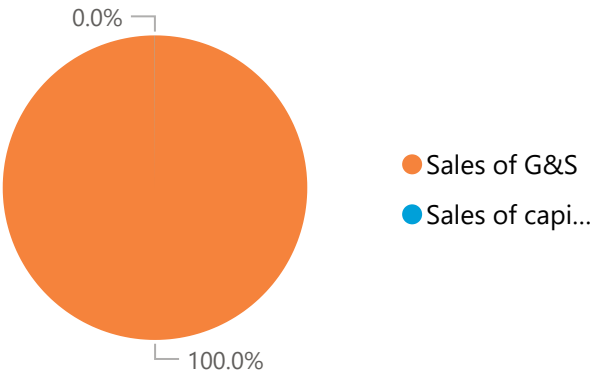
(Blank) (Blank)

Actual vs Forecast

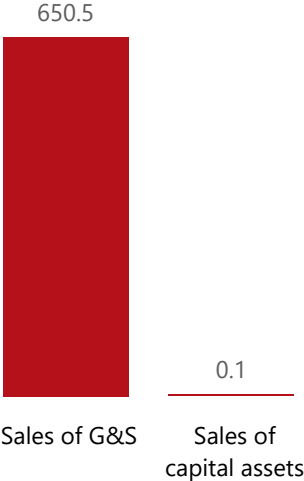
● Approved ● Forecast ● YTD ● Variance



Composition of receipts



Top 5 Receipts



Quarter

2

Cluster

All

Department

Human Settlements

Entity

National Housing Finance Corporati...

Top 5 Transfers

Receipts

Level 3	Approved	YTD	% YTD
+ Sales of G&S	1 674.0	650.5	100.0%
+ Sales of capital assets	72.0	0.1	0.0%
+ Interest & dividends	132.0		
Total	1 878.0	650.6	100.0%

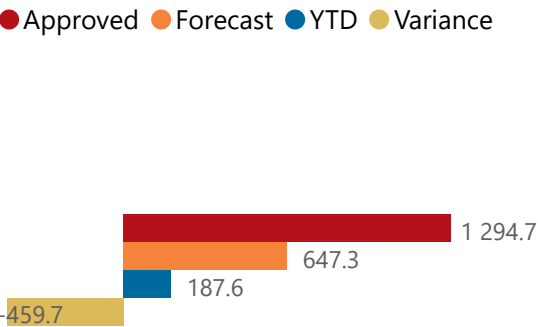
Top 10 Entities

National Housing Finance Corporation ... 650.6

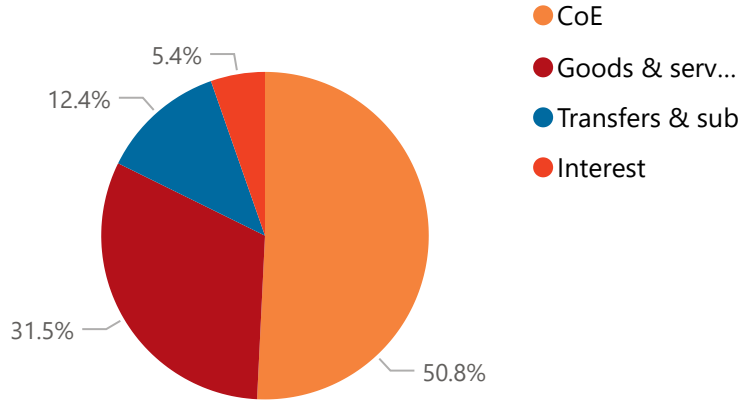
Public Entities Spending

Approved CoE	Approved G&S	Approved transfers
231.241.2%	252.523.4%	3 756.034.6%

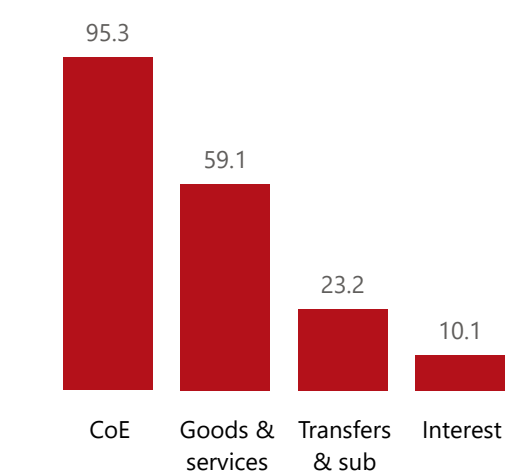
Actual vs Forecast



Composition of spending



Top 5 Goods & services



Capital assets

Spending

Level 3	Approved	YTD	% YTD
⊕ CoE	231.2	95.3	50.8%
⊕ Goods & services	252.5	59.1	31.5%
⊕ Transfers & sub	401.4	23.2	12.4%
⊕ Interest	145.8	10.1	5.4%
⊕ Capital	104.0		
⊕ Fin assets	159.7		
Total	1 294.7	187.6	100.0%

Top 10 Entities



national treasury
Department:
National Treasury
REPUBLIC OF SOUTH AFRICA

- R billion
- R million
- R thousand

Quarter

2

Cluster

All

Department

Human Settlements

Entity

National Housing Finance Corporati...