

# Overview - Public Entities Quarterly Reporting

Approved receipts

518.1

66.5%

Approved spending

530.7

132.0%

Surplus/(deficit)

-12.5

- ☐ R billion
- ☒ R million
- ☐ R thousand

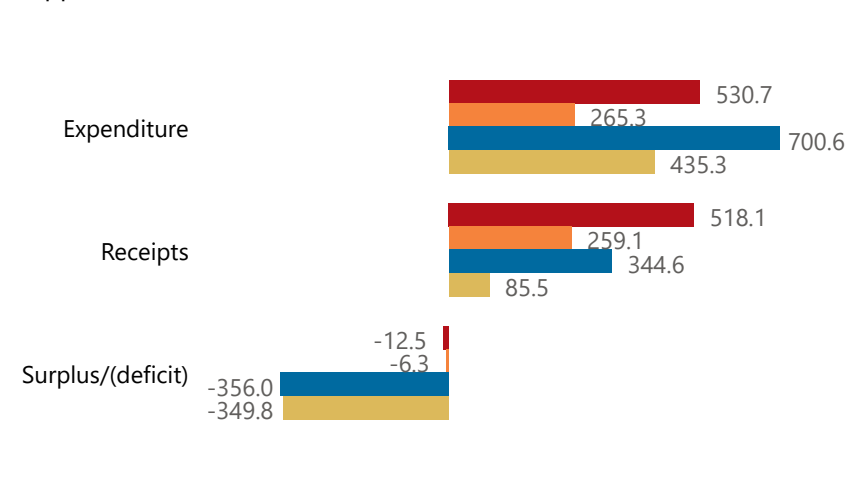


**national treasury**

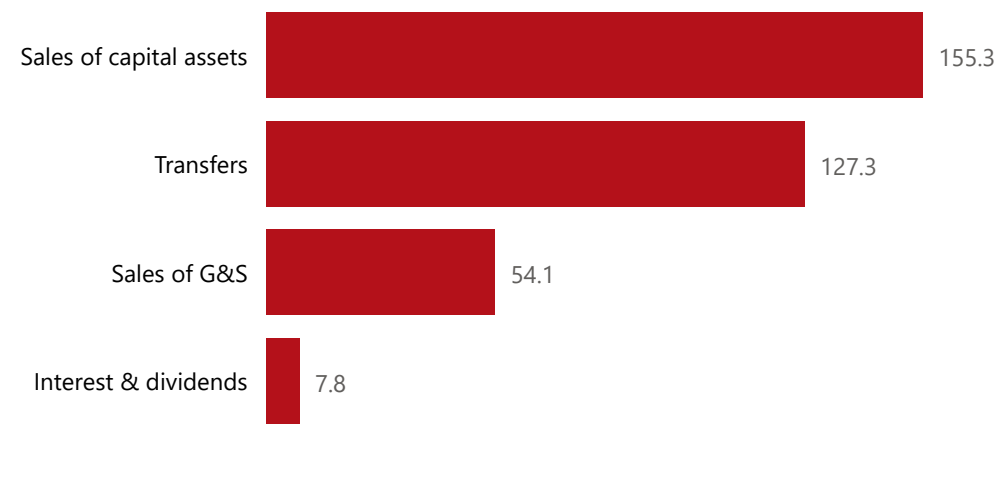
Department:  
National Treasury  
REPUBLIC OF SOUTH AFRICA

## Consolidation

● Approved ● Forecast ● YTD ● Variance



## Composition of receipts



## Quarter

2

## Cluster

All

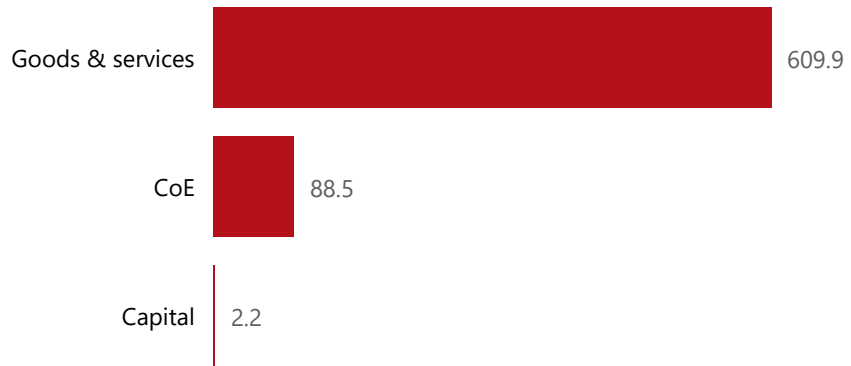
## Department

Human Settlements

## Entity

Housing Development Agency

## Composition of spending



## Functional grouping



## Spending by PFMA schedule



# Public Entities Receipts

Approved sales of G&S

257.5

21.0%

Approved transfers

254.6

50.0%



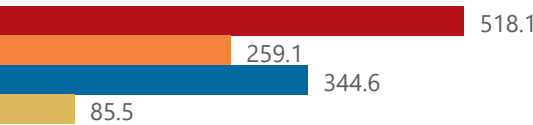
national treasury

Department:  
National Treasury  
REPUBLIC OF SOUTH AFRICA

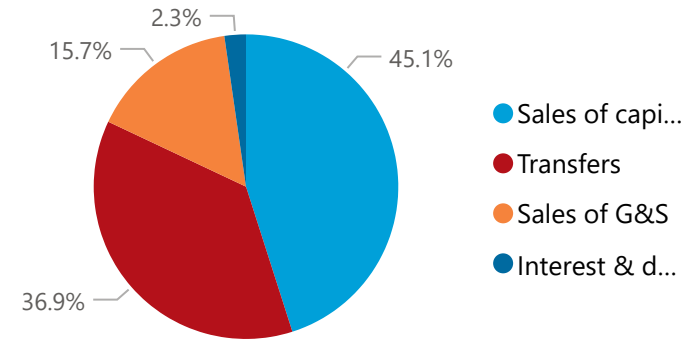
- ☐ R billion
- ☒ R million
- ☐ R thousand

## Actual vs Forecast

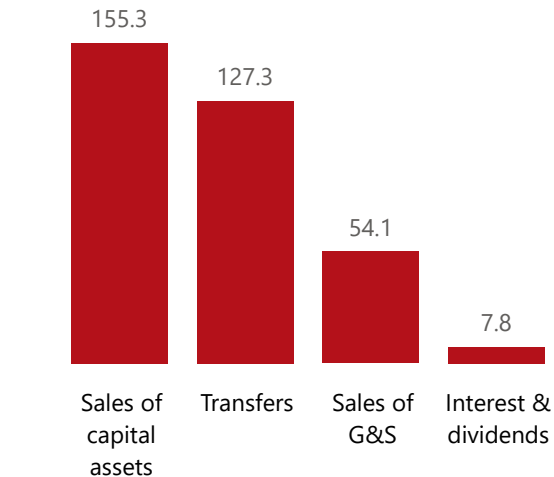
● Approved ● Forecast ● YTD ● Variance



## Composition of receipts



## Top 5 Receipts



## Quarter

## Cluster

## Department

## Entity

## Top 5 Transfers



Departme... transfers

## Receipts

Level 3	Approved	YTD	% YTD
+ Sales of capital assets		155.3	45.1%
+ Transfers	254.6	127.3	36.9%
+ Sales of G&S	257.5	54.1	15.7%
+ Interest & dividends	5.0	7.8	2.3%
+ Fin transactions	1.0		
Total	518.1	344.6	100.0%

## Top 10 Entities

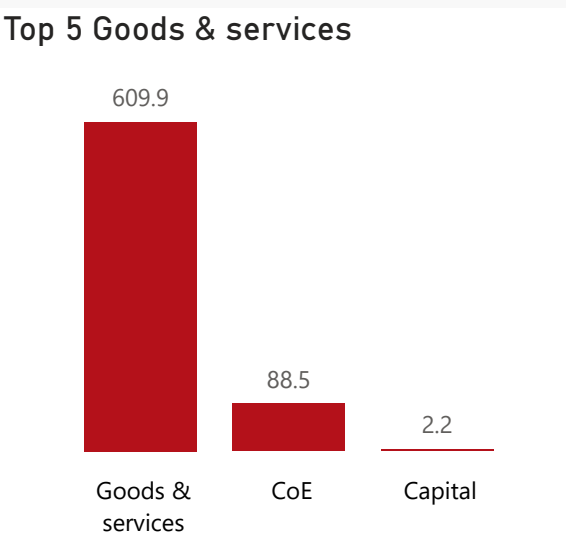
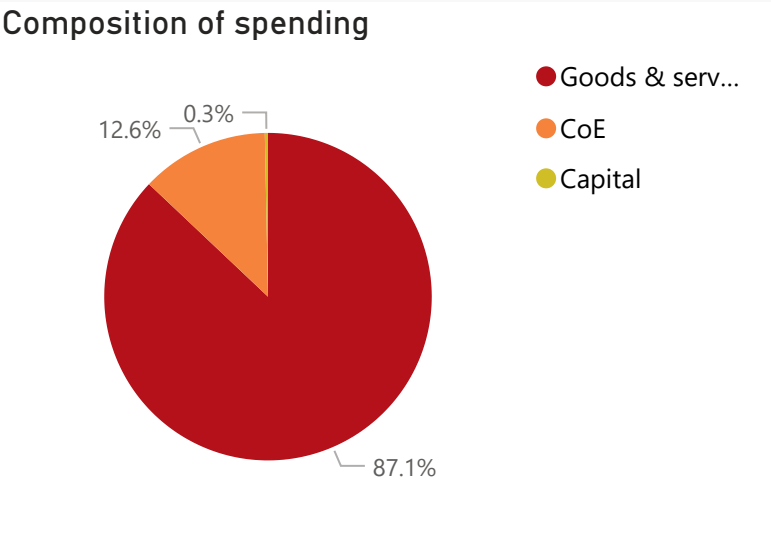
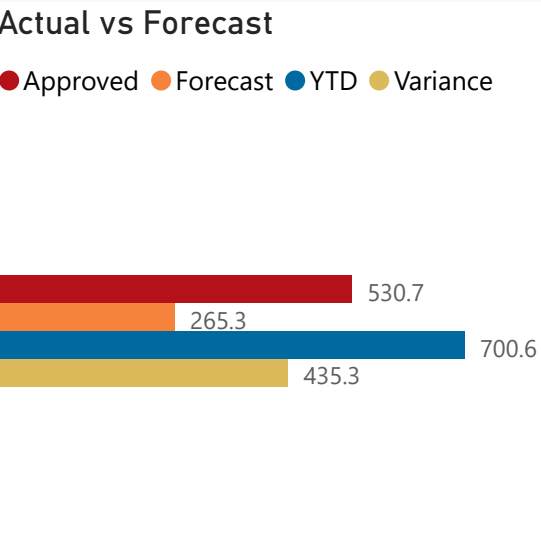
Housing Development Agency



# Public Entities Spending

Approved CoE	Approved G&S	Approved transfers
283.531.2%	234.6260.0%	1 036.266.5%

- ☐ R billion
- ☒ R million
- ☐ R thousand



Quarter

2

Cluster

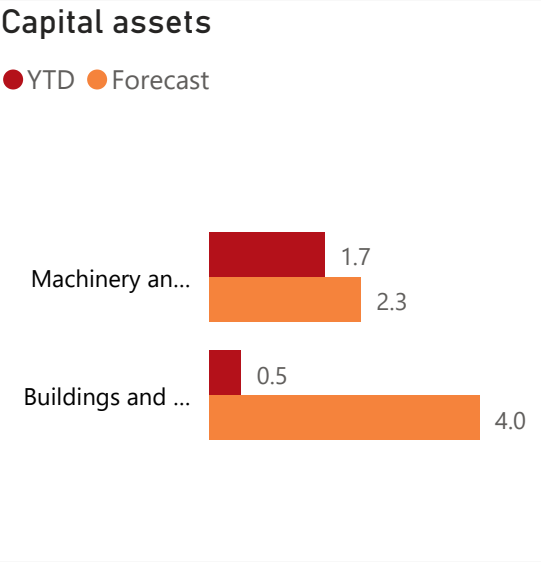
All

Department

Human Settlements

Entity

Housing Development Agency



### Spending

Level 3	Approved	YTD	% YTD
⊕ Goods & services	234.6	609.9	87.1%
⊕ CoE	283.5	88.5	12.6%
⊕ Capital	12.5	2.2	0.3%
Total	530.7	700.6	100.0%

