

Overview - Public Entities Quarterly Reporting

Approved receipts

2 540.0

35.4%

Approved spending

1 982.0

33.6%

Surplus/(deficit)

558.0

- ☐ R billion
- ☒ R million
- ☐ R thousand

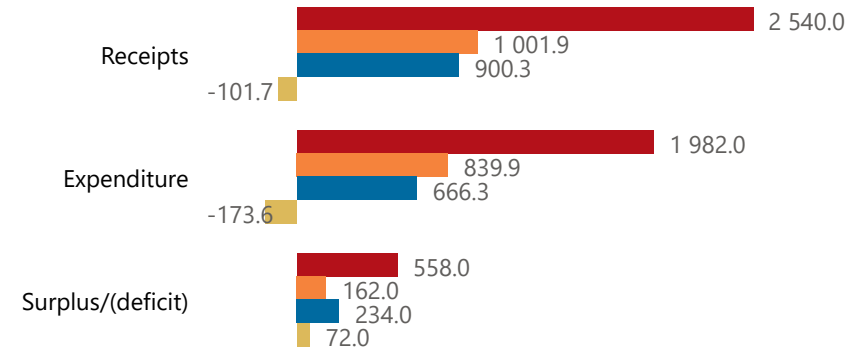


national treasury

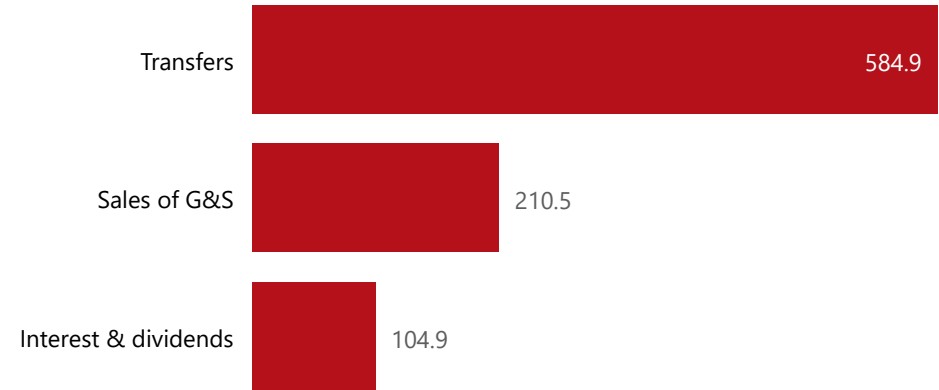
Department:
National Treasury
REPUBLIC OF SOUTH AFRICA

Consolidation

● Approved ● Forecast ● YTD ● Variance



Composition of receipts



Quarter

2

Cluster

All

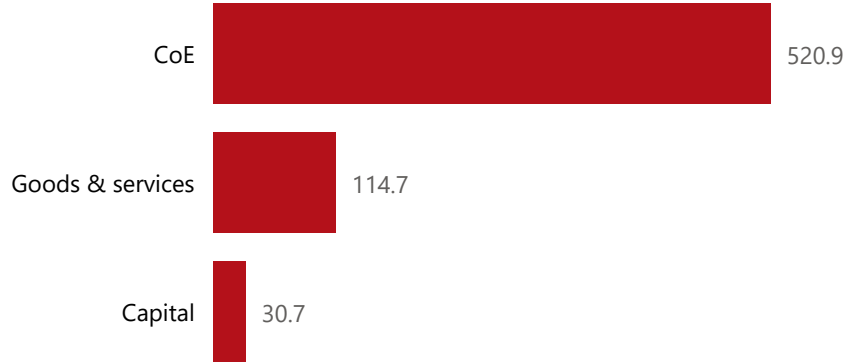
Department

Defence

Entity

Armaments Corporation of South Af... ▼

Composition of spending



Functional grouping



Spending by PFMA schedule



Public Entities Receipts

Approved sales of G&S

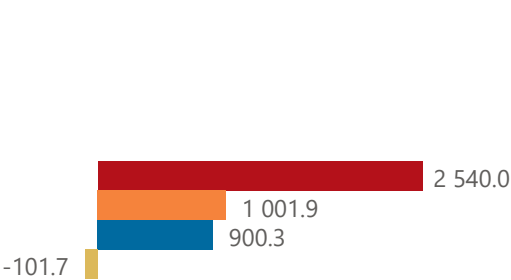
1 129.1 18.6%

Approved transfers

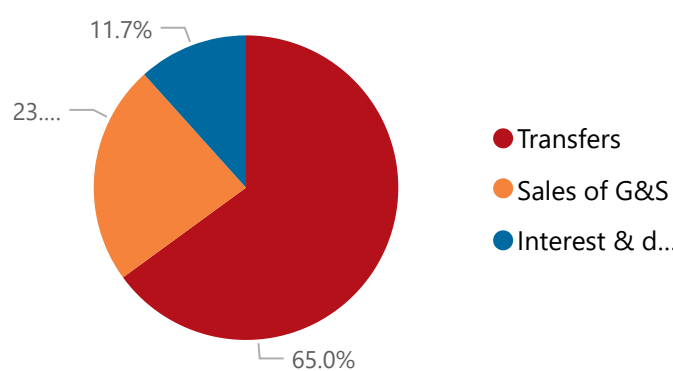
1 238.1 47.2%

Actual vs Forecast

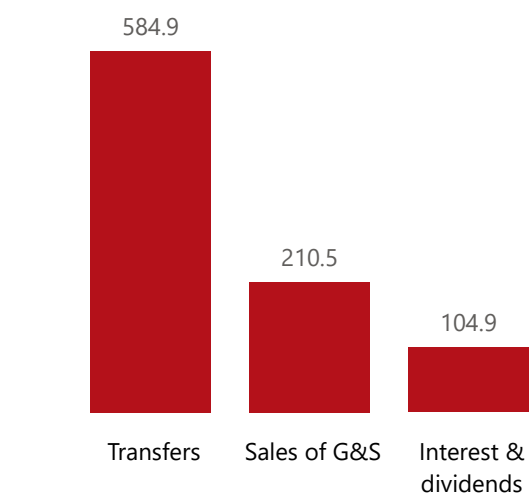
● Approved ● Forecast ● YTD ● Variance



Composition of receipts



Top 5 Receipts



Quarter

2

Cluster

All

Department

Defence

Entity

Armaments Corporation of South Af...

Top 5 Transfers



Departme... transfers

Receipts

Level 3	Approved	YTD	% YTD
⊕ Transfers	1 238.1	584.9	65.0%
⊕ Sales of G&S	1 129.1	210.5	23.4%
⊕ Interest & dividends	172.9	104.9	11.7%
Total	2 540.0	900.3	100.0%

Top 10 Entities

Armaments Corporation of South Africa...



900.3



national treasury
Department:
National Treasury
REPUBLIC OF SOUTH AFRICA

- R billion
- R million
- R thousand

Public Entities Spending

Approved CoE

1 218.8 42.7%

Approved G&S

413.1 27.8%

Approved transfers

5 080.1 35.4%



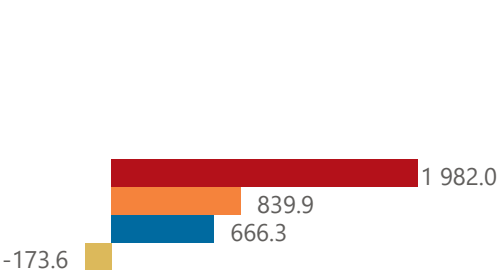
national treasury

Department:
National Treasury
REPUBLIC OF SOUTH AFRICA

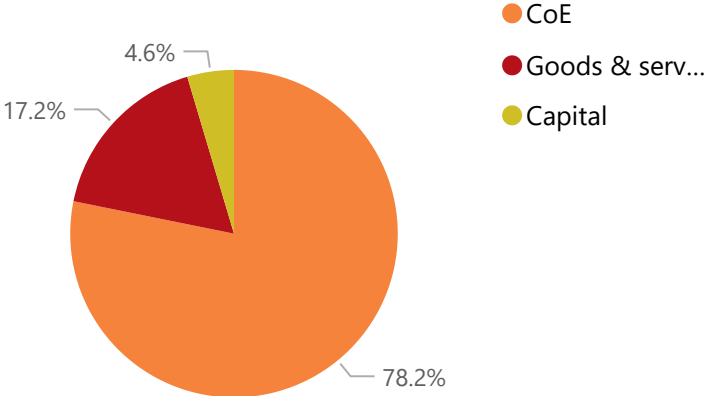
- ☐ R billion
- ☒ R million
- ☐ R thousand

Actual vs Forecast

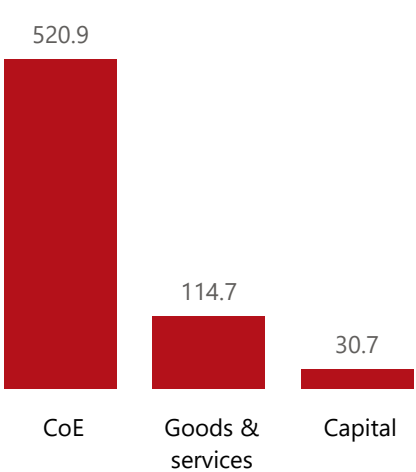
Approved Forecast YTD Variance



Composition of spending



Top 5 Goods & services



Quarter

2

Cluster

All

Department

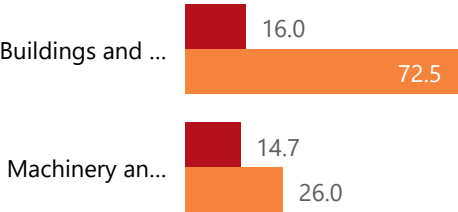
Defence

Entity

Armaments Corporation of South Af...

Capital assets

YTD Forecast



Spending

Level 3	Approved	YTD	% YTD
CoE	1 218.8	520.9	78.2%
Goods & services	413.1	114.7	17.2%
Capital	350.1	30.7	4.6%
Total	1 982.0	666.3	100.0%

Top 10 Entities

