

Overview - Public Entities Quarterly Reporting

Approved receipts

144,1

78,0%

Approved spending

144,1

47,2%

Surplus/(deficit)

(Blank)

- ☐ R billion
- ☒ R million
- ☐ R thousand

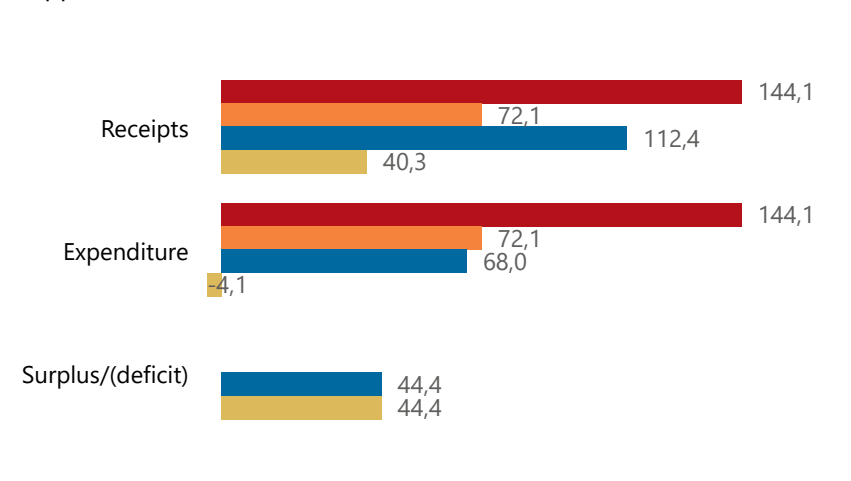


national treasury

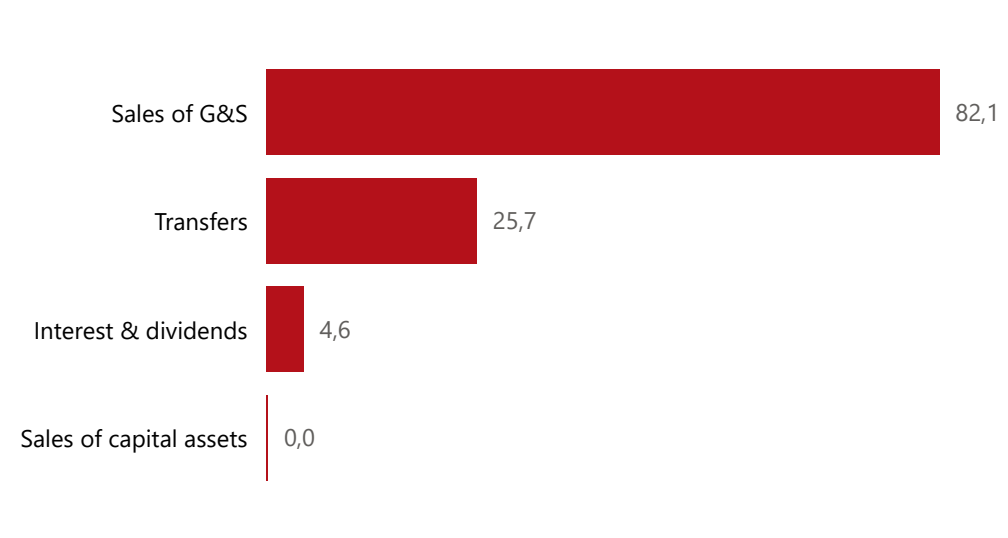
Department:
National Treasury
REPUBLIC OF SOUTH AFRICA

Consolidation

● Approved ● Forecast ● YTD ● Variance



Composition of receipts



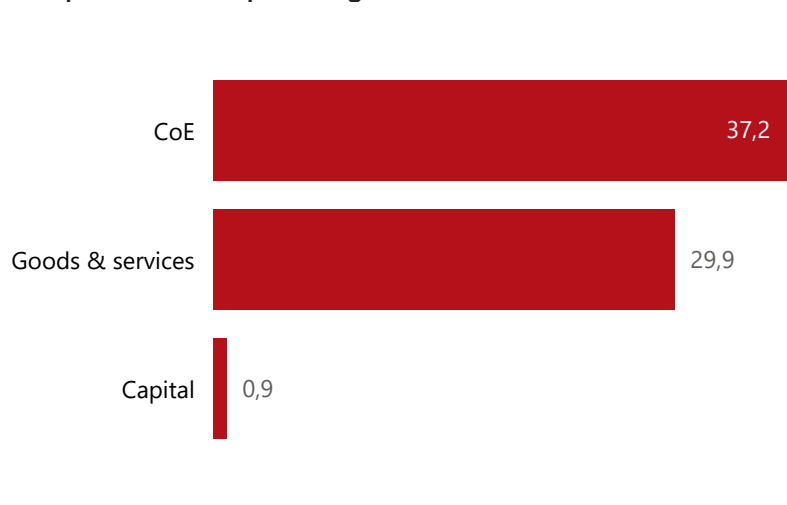
Quarter

Cluster

Department

Entity

Composition of spending



grouping



Spending by PFMA schedule



Public Entities Receipts

Approved sales of G&S

108,2

75,8%

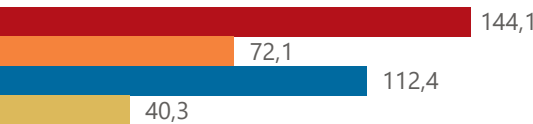
Approved transfers

32,1

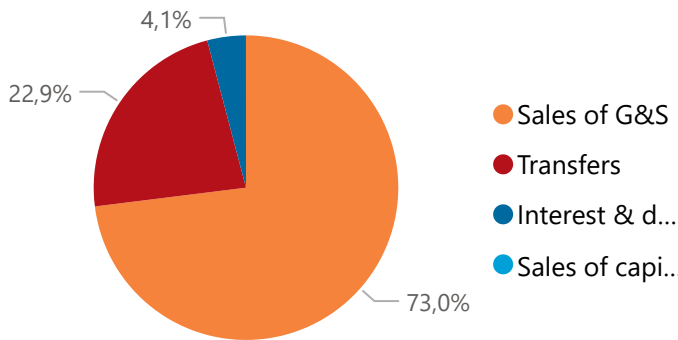
80,0%

Actual vs Forecast

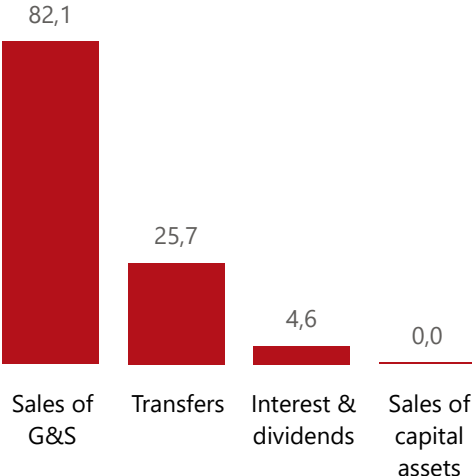
● Approved ● Forecast ● YTD ● Variance



Composition of receipts



Top 5 Receipts



Quarter

2

Cluster

All

Department

Trade, Industry and Competition

Entity

South African National Accreditation...

Top 5 Transfers

25,7



Departme... transfers

Receipts

Level 3	Approved	YTD	% YTD
+ Sales of G&S	108,2	82,1	73,0%
+ Transfers	32,1	25,7	22,9%
+ Interest & dividends	3,8	4,6	4,1%
+ Sales of capital assets		0,0	0,0%
Total	144,1	112,4	100,0%

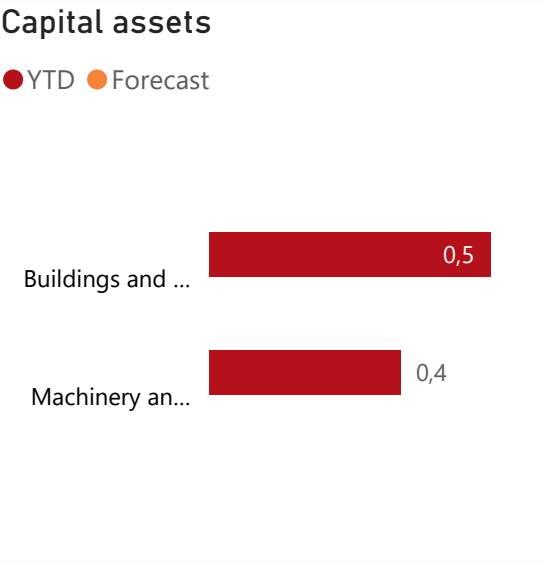
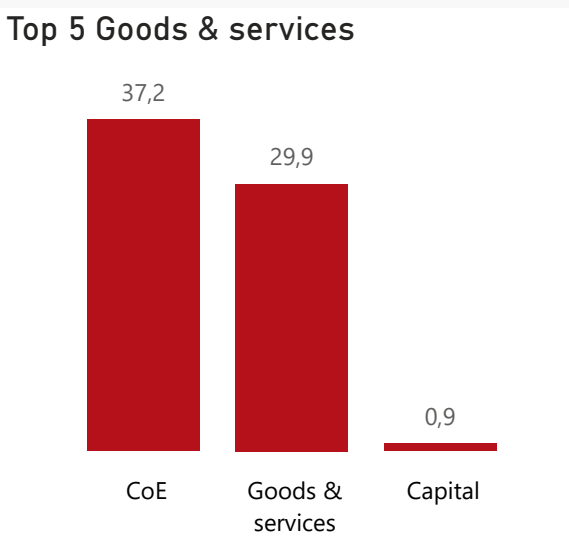
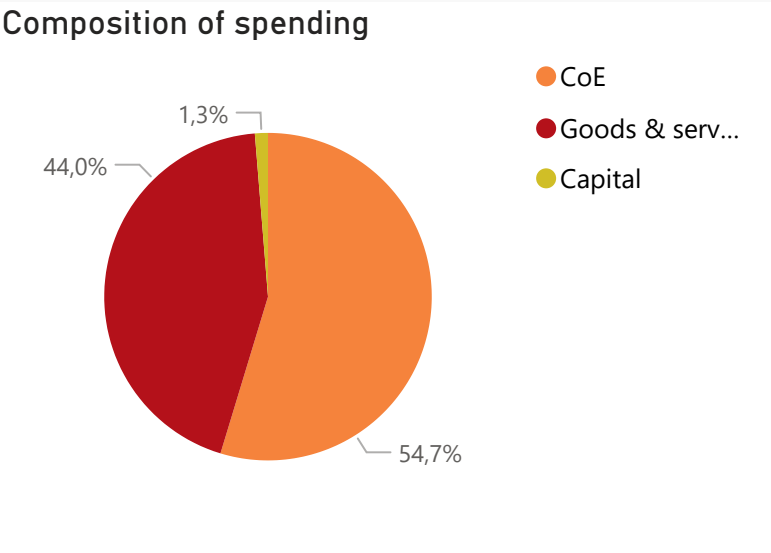
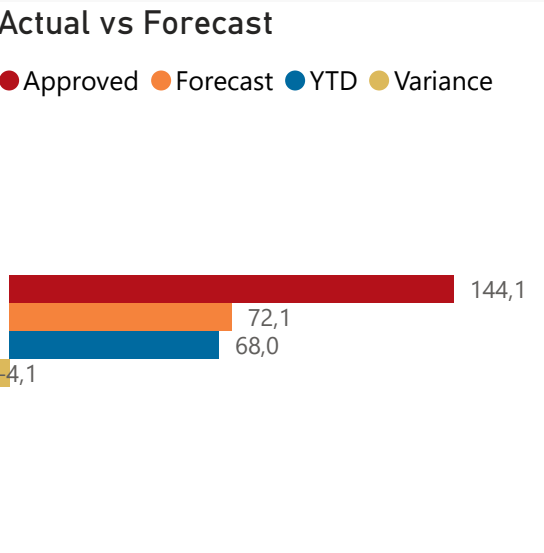
Top 10 Entities

South African National Accreditation Sy...

112,4


Public Entities Spending

Approved CoE	Approved G&S	Approved transfers
76,148,8%	68,044,0%	288,378,0%



Spending

Level 3	Approved	YTD	% YTD
CoE	76,1	37,2	54,7%
Goods & services	68,0	29,9	44,0%
Capital		0,9	1,3%
Total	144,1	68,0	100,0%



○ R billion
● R million
○ R thousand

Quarter

2

Cluster

All

Department

Trade, Industry and Competition

Entity

South African National Accreditation...