

# Overview - Public Entities Quarterly Reporting

Approved receipts

52,6

50,0%

Approved spending

52,6

98,1%

Surplus/(deficit)

(Blank)

- ☐ R billion
- ☒ R million
- ☐ R thousand

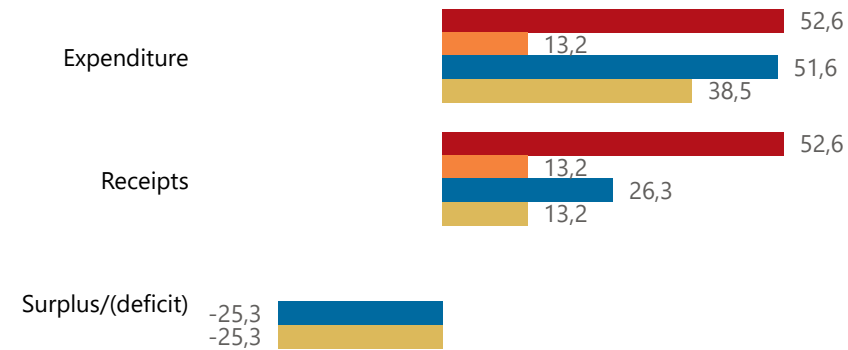


**national treasury**

Department:  
National Treasury  
REPUBLIC OF SOUTH AFRICA

## Consolidation

● Approved ● Forecast ● YTD ● Variance



## Composition of receipts



## Composition of spending



## Functional grouping



## Quarter

2

## Cluster

All

## Department

Communications and Digital Techno...

## Entity

Universal Service and Access Fund

## Spending by PFMA schedule



# Public Entities Receipts

Approved sales of G&S

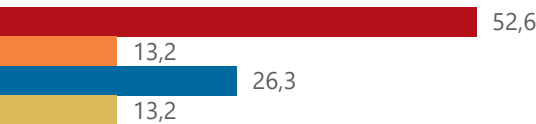
(Blank) (Blank)

Approved transfers

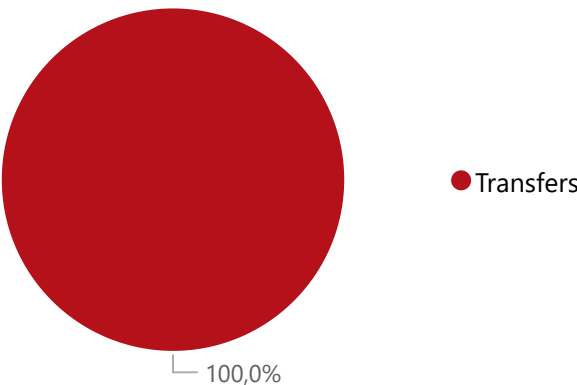
52,6 50,0%

## Actual vs Forecast

● Approved ● Forecast ● YTD ● Variance



## Composition of receipts



## Top 5 Receipts



## Quarter

2

## Cluster

All

## Department

Communications and Digital Techno...

## Entity

Universal Service and Access Fund

## Top 5 Transfers



## Receipts

Level 3	Approved	YTD	% YTD
Transfers	52,6	26,3	100,0%
Total	52,6	26,3	100,0%

## Top 10 Entities



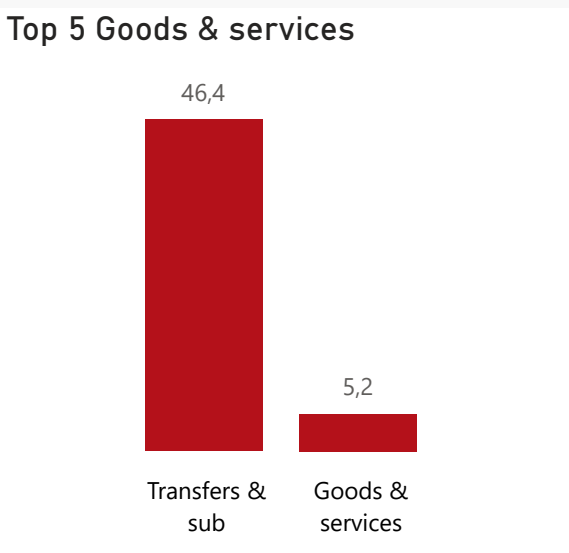
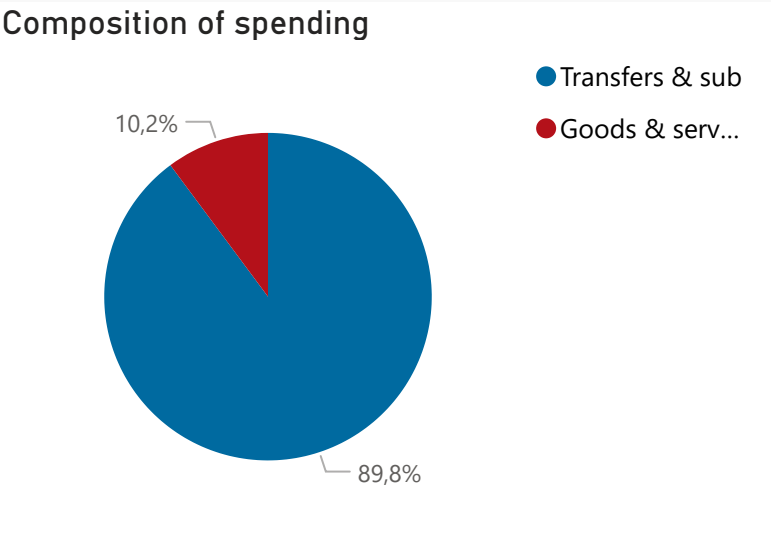
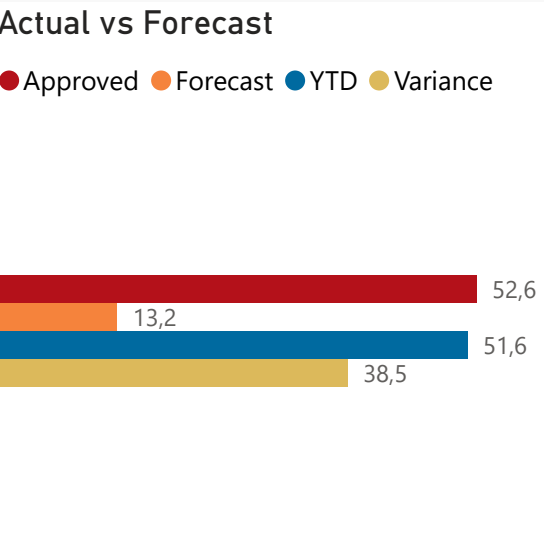
# Public Entities Spending

Approved CoE  
(Blank) (Blank)

Approved G&S  
3,0 174,9%

Approved transfers  
105,3 50,0%

- ☐ R billion
- ☒ R million
- ☐ R thousand



Quarter  
2

Cluster  
All

Department  
Communications and Digital Techno...

Entity  
Universal Service and Access Fund

## Capital assets

Spending			
Level 3	Approved	YTD	% YTD
⊕ Transfers & sub	49,6	46,4	89,8%
⊕ Goods & services	3,0	5,2	10,2%
Total	52,6	51,6	100,0%

## Top 10 Entities

