

Overview - Public Entities Quarterly Reporting

Approved receipts

81,7

48,1%

Approved spending

81,7

55,1%

Surplus/(deficit)

(Blank)

- ☐ R billion
- ☒ R million
- ☐ R thousand

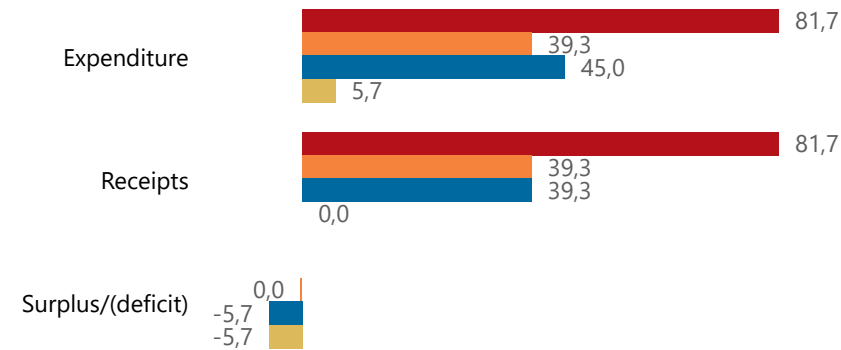


national treasury

Department:
National Treasury
REPUBLIC OF SOUTH AFRICA

Consolidation

● Approved ● Forecast ● YTD ● Variance

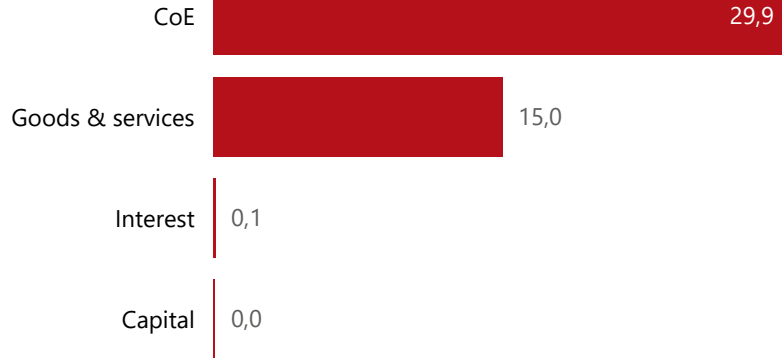


Composition of receipts

Transfers

39,3

Composition of spending



Functional grouping

Economic development

45,0

Quarter

2

Cluster

All

Department

Communications and Digital Techno...

Entity

Universal Service and Access Agency...

Spending by PFMA schedule

3A

45,0

Public Entities Receipts

Approved sales of G&S

(Blank)

(Blank)

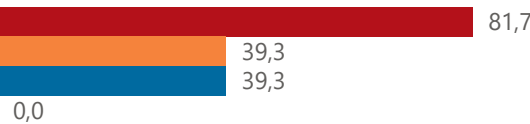
Approved transfers

81,7

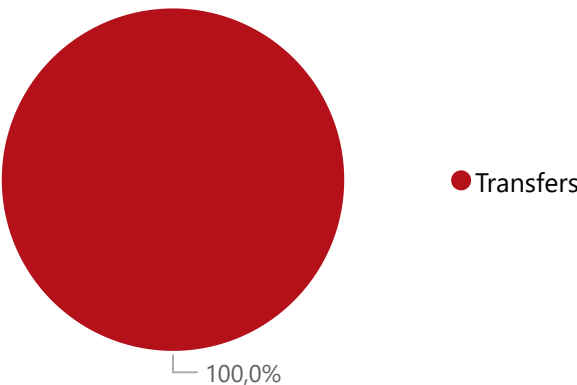
48,1%

Actual vs Forecast

● Approved ● Forecast ● YTD ● Variance



Composition of receipts



Top 5 Receipts



Quarter

2

Cluster

All

Department

Communications and Digital Techno...

Entity

Universal Service and Access Agency...

Top 5 Transfers



Receipts

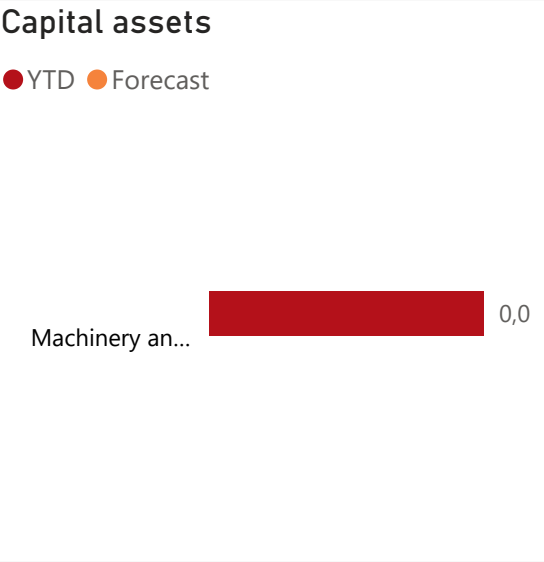
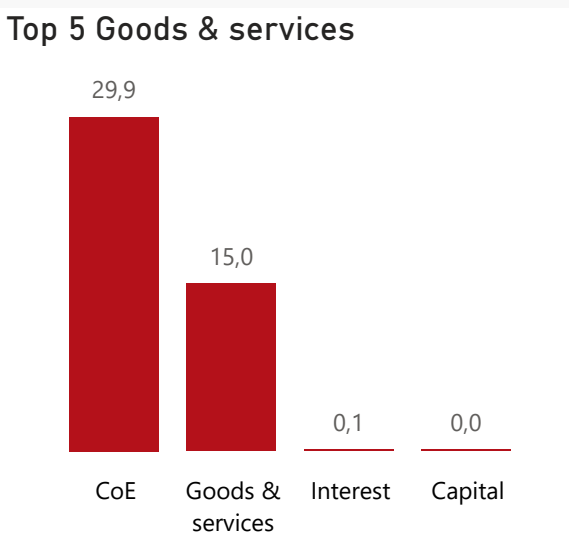
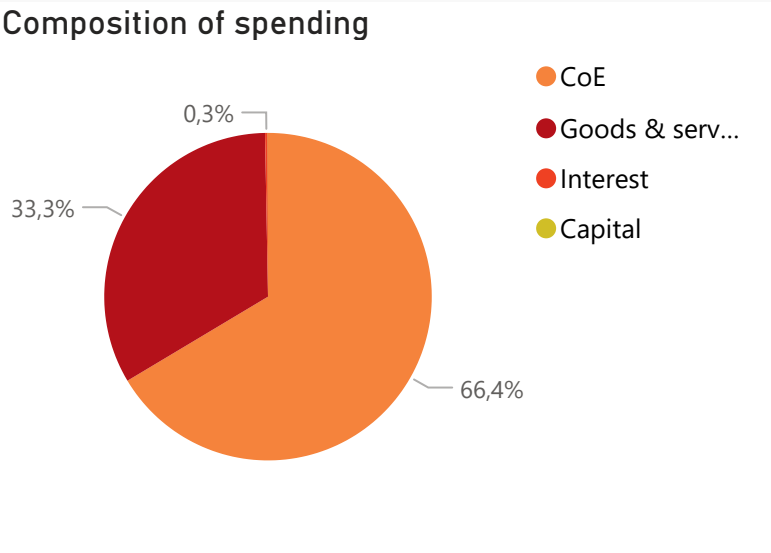
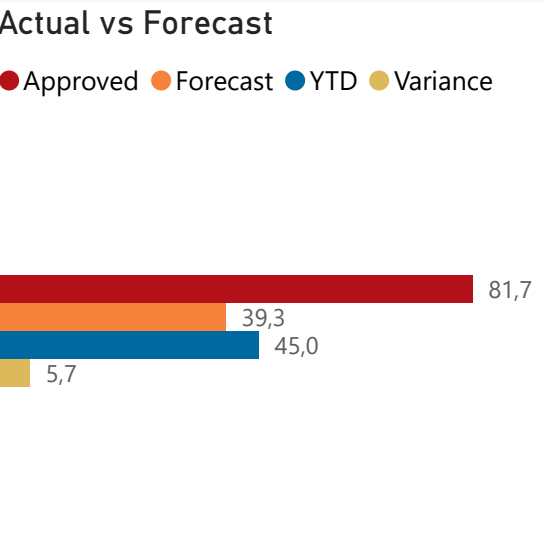
Level 3	Approved	YTD	% YTD
⊕ Transfers	81,7	39,3	100,0%
Total	81,7	39,3	100,0%

Top 10 Entities




Public Entities Spending

Approved CoE	Approved G&S	Approved transfers
68,243,8%	13,5111,0%	163,448,1%



Spending

Level 3	Approved	YTD	% YTD
CoE	68,2	29,9	66,4%
Goods & services	13,5	15,0	33,3%
Interest		0,1	0,3%
Capital		0,0	0,0%
Total	81,7	45,0	100,0%



○ R billion
● R million
○ R thousand

Quarter

2

Cluster

All

Department

Communications and Digital Techno...

Entity

Universal Service and Access Agency...