

Overview - Public Entities Quarterly Reporting

Approved receipts

1 812,7

39,6%

Approved spending

848,5

27,3%

Surplus/(deficit)

964,2

- ☐ R billion
- ☒ R million
- ☐ R thousand

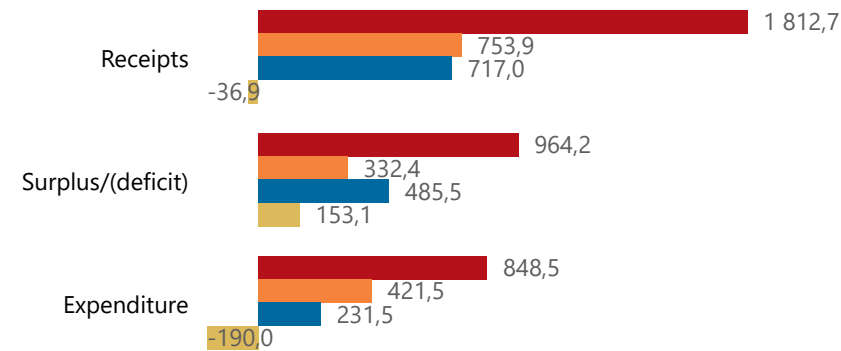


national treasury

Department:
National Treasury
REPUBLIC OF SOUTH AFRICA

Consolidation

● Approved ● Forecast ● YTD ● Variance



Composition of receipts



Composition of spending



Functional grouping



Quarter

2

Cluster

All

Department

Communications and Digital Techno... ▾

Entity

Sentech Limited ▾

Spending by PFMA schedule

3B



231,5

Public Entities Receipts

Approved sales of G&S

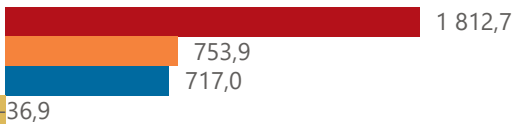
1 750,4 39,5%

Approved transfers

(Blank) (Blank)

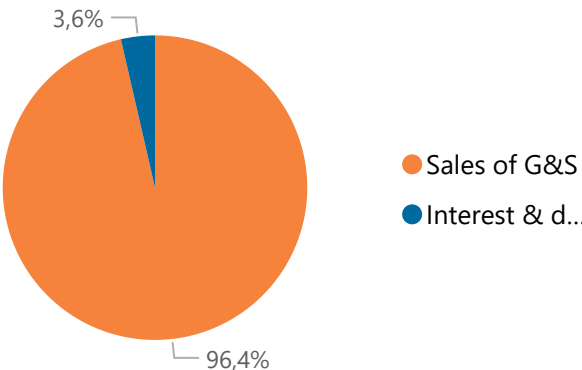
Actual vs Forecast

● Approved ● Forecast ● YTD ● Variance



Top 5 Transfers

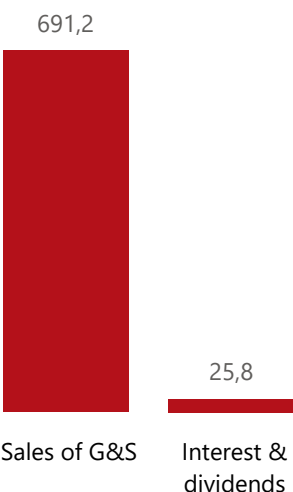
Composition of receipts



Receipts

Level 3	Approved	YTD	% YTD
+ Sales of G&S	1 750,4	691,2	96,4%
+ Interest & dividends	62,3	25,8	3,6%
Total	1 812,7	717,0	100,0%

Top 5 Receipts



Top 10 Entities



national treasury
Department:
National Treasury
REPUBLIC OF SOUTH AFRICA

- R billion
- R million
- R thousand

Quarter

2

Cluster

All

Department


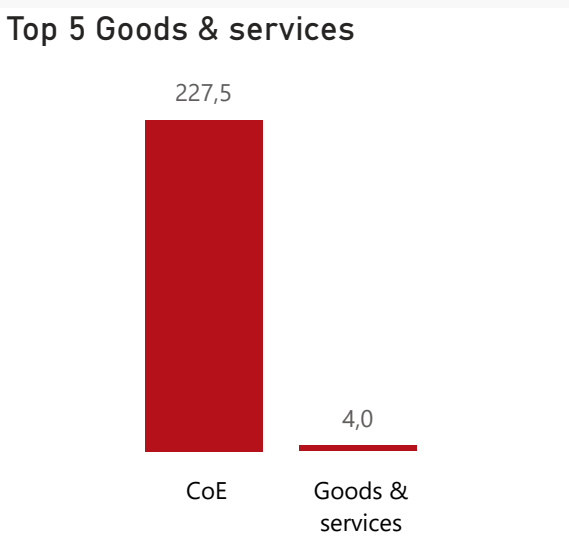
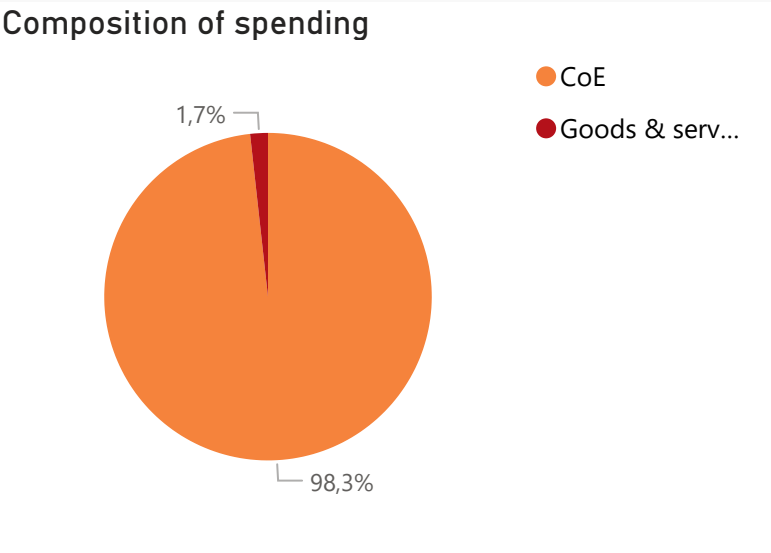
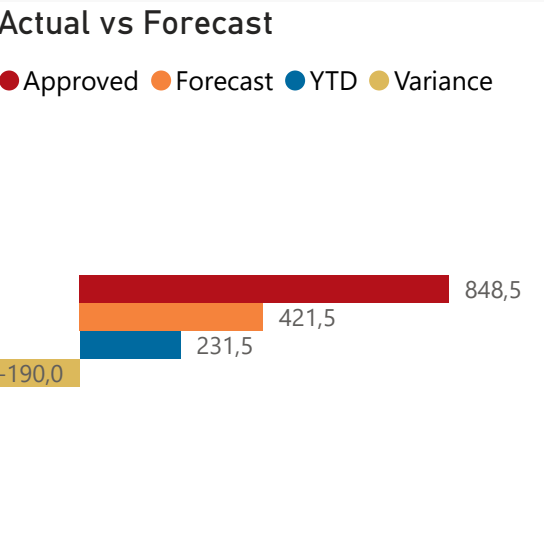
Communications and Digital Techno...

Entity

Sentech Limited

Public Entities Spending

Approved CoE	Approved G&S	Approved transfers
494,546,0%	354,01,1%	3 625,439,6%



Spending

Level 3	Approved	YTD	% YTD
⊕ CoE	494,5	227,5	98,3%
⊕ Goods & services	354,0	4,0	1,7%
Total	848,5	231,5	100,0%



☐ R billion
☒ R million
☐ R thousand

Quarter

2

Cluster

All

Department

Communications and Digital Techno...

Entity

Sentech Limited