

Overview - Public Entities Quarterly Reporting

Approved receipts
2,8 33,7%

Approved spending
5,0 32,6%

Surplus/(deficit)
-2,2

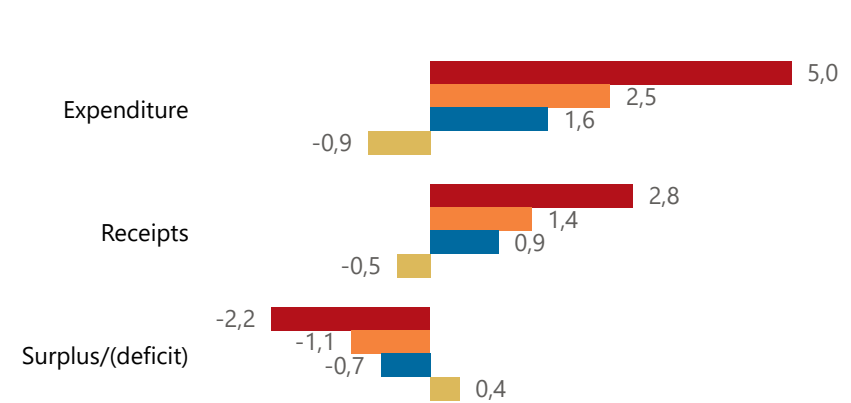
- ☒ R billion
- ☐ R million
- ☐ R thousand



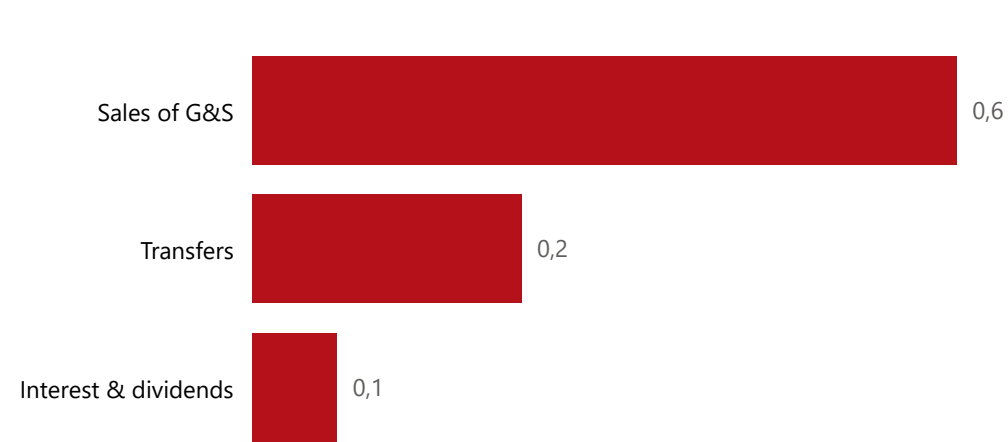
national treasury
Department:
National Treasury
REPUBLIC OF SOUTH AFRICA

Consolidation

Approved Forecast YTD Variance



Composition of receipts



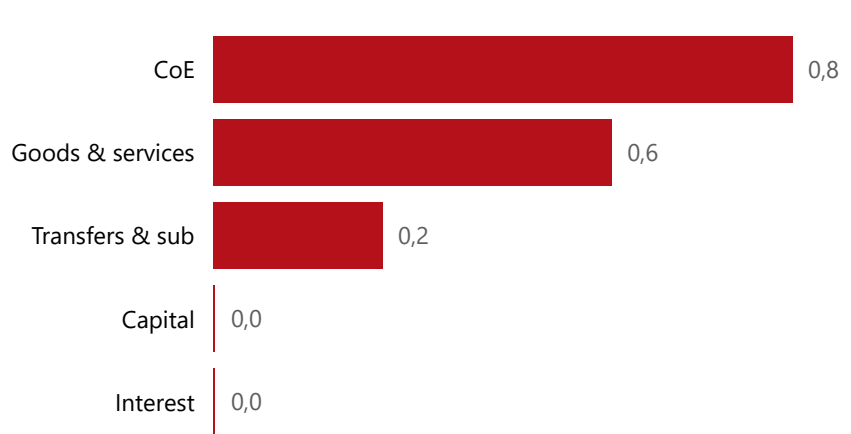
Quarter

Cluster

Department

Entity

Composition of spending



Functional grouping



Spending by PFMA schedule

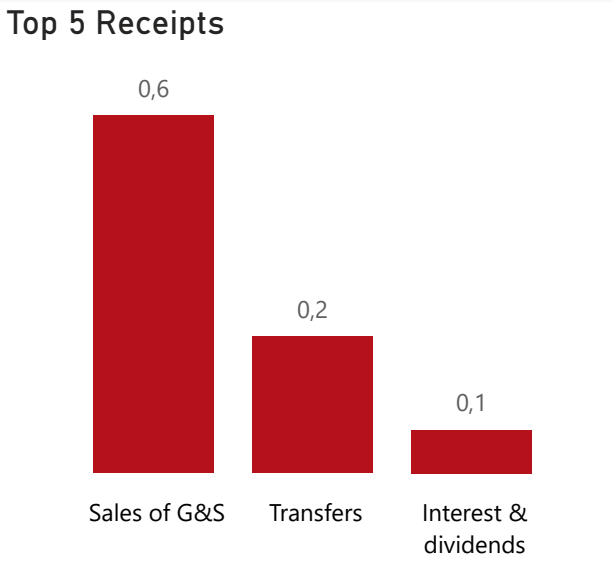
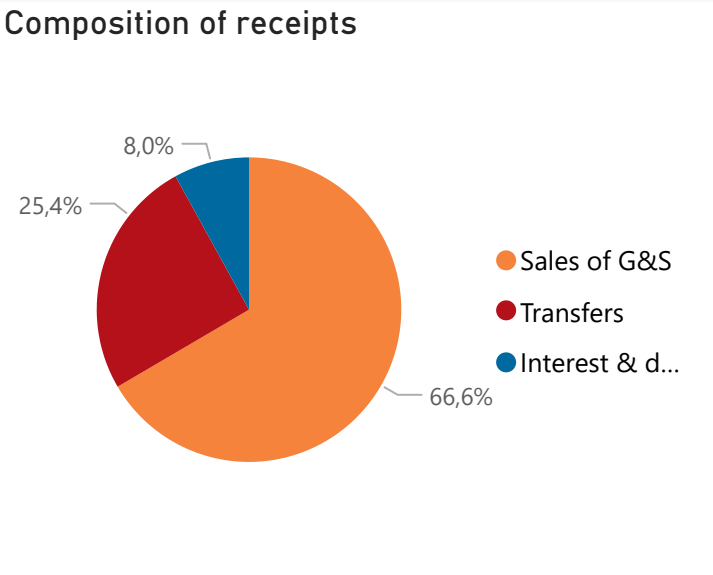
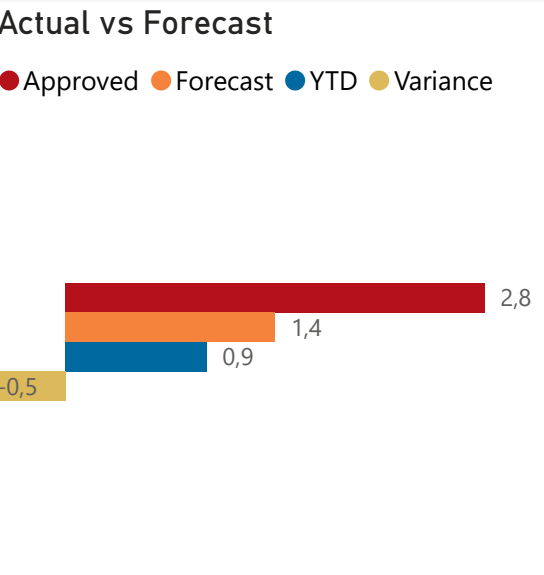


Public Entities Receipts

Approved sales of G&S
1,9 32,0%

Approved transfers
0,7 32,7%

- ☒ R billion
- ☐ R million
- ☐ R thousand



Quarter

2

Cluster

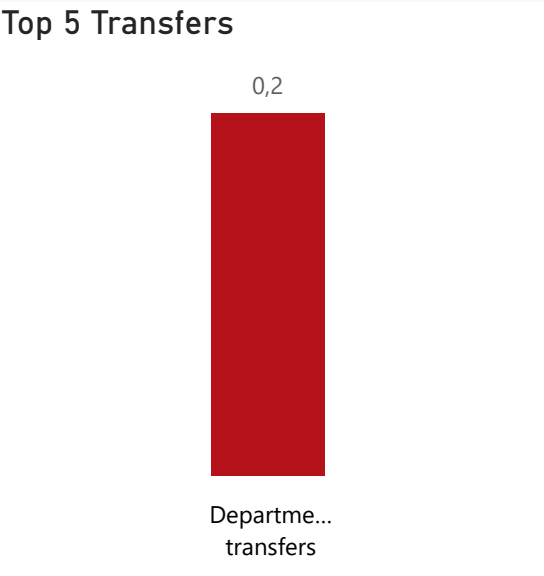
All

Department

Communications and Digital Techno...

Entity

South African Post Office Limited



Receipts

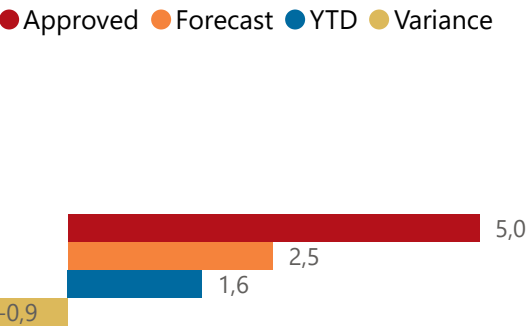
Level 3	Approved	YTD	% YTD
+ Sales of G&S	1,9	0,6	66,6%
+ Transfers	0,7	0,2	25,4%
+ Interest & dividends	0,1	0,1	8,0%
Total	2,8	0,9	100,0%



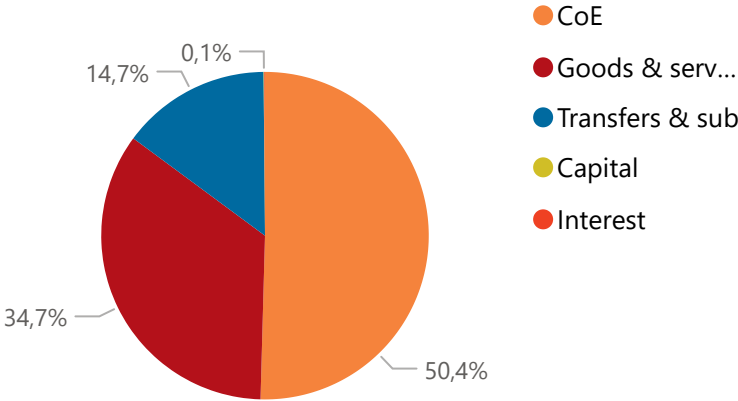
Public Entities Spending

Approved CoE	1,2	65,3%	Approved G&S	1,8	31,6%	Approved transfers	5,6	33,7%
--------------	-----	-------	--------------	-----	-------	--------------------	-----	-------

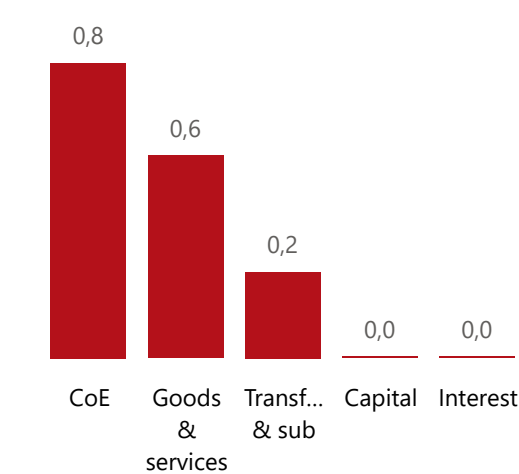
Actual vs Forecast



Composition of spending

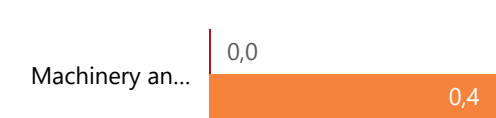


Top 5 Goods & services



Capital assets

● YTD ● Forecast



Spending

Level 3	Approved	YTD	% YTD
CoE	1,2	0,8	50,4%
Goods & services	1,8	0,6	34,7%
Transfers & sub	0,7	0,2	14,7%
Capital	1,2	0,0	0,1%
Interest		0,0	0,1%
Total	5,0	1,6	100,0%

Top 10 Entities



national treasury
Department:
National Treasury
REPUBLIC OF SOUTH AFRICA

- R billion
- R million
- R thousand

Quarter

2

Cluster

All

Department

Communications and Digital Techno...

Entity

South African Post Office Limited