

Overview - Public Entities Quarterly Reporting

Approved receipts

98,0

50,1%

Approved spending

94,2

52,1%

Surplus/(deficit)

3,8

- ☐ R billion
- ☒ R million
- ☐ R thousand

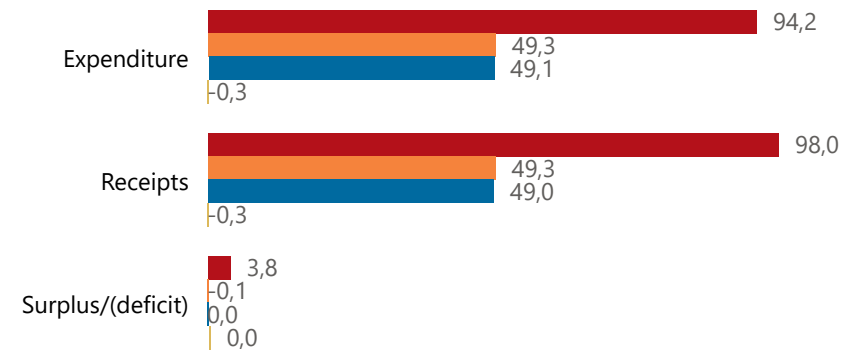


national treasury

Department:
National Treasury
REPUBLIC OF SOUTH AFRICA

Consolidation

● Approved ● Forecast ● YTD ● Variance



Composition of receipts



Quarter

2

Cluster

All

Department

Communications and Digital Techno... ▾

Entity

National Electronic Media Institute o... ▾

Composition of spending



Functional grouping



Spending by PFMA schedule



Public Entities Receipts

Approved sales of G&S

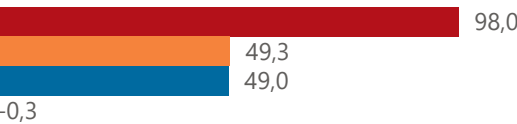
(Blank) (Blank)

Approved transfers

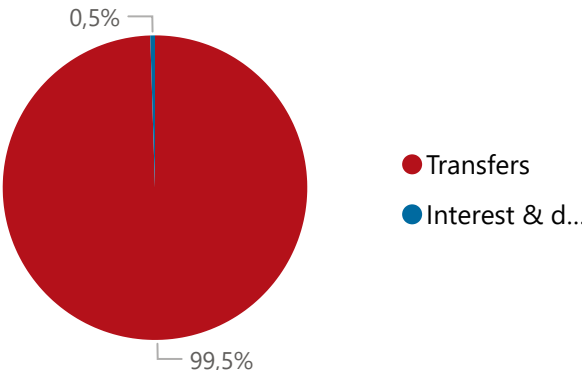
97,0 50,3%

Actual vs Forecast

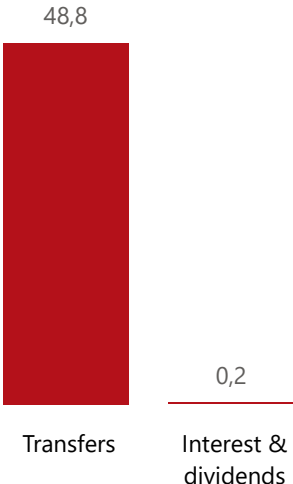
● Approved ● Forecast ● YTD ● Variance



Composition of receipts



Top 5 Receipts



Quarter

2

Cluster

All

Department

Communications and Digital Techno...

Entity

National Electronic Media Institute o...

Top 5 Transfers



Receipts

Level 3	Approved	YTD	% YTD
Transfers	97,0	48,8	99,5%
Interest & dividends	1,0	0,2	0,5%
Total	98,0	49,0	100,0%

Top 10 Entities

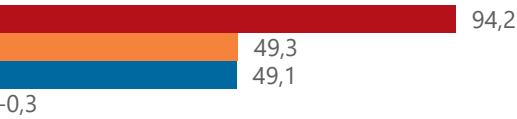
National Electronic Media Institute of S... 49,0

Public Entities Spending

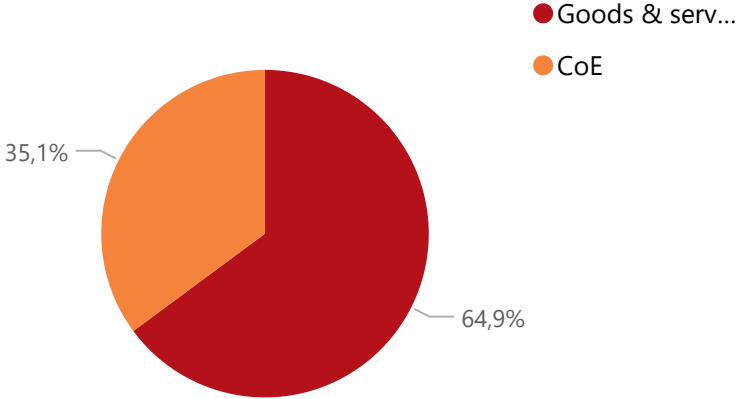
Approved CoE	Approved G&S	Approved transfers
34,550,0%	59,753,3%	195,950,1%

Actual vs Forecast

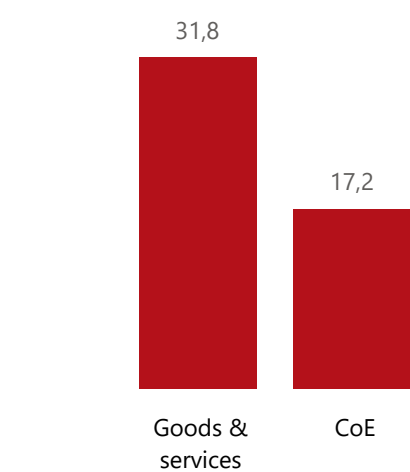
● Approved ● Forecast ● YTD ● Variance



Composition of spending



Top 5 Goods & services



Capital assets

Spending

Level 3	Approved	YTD	% YTD
⊕ Goods & services	59,7	31,8	64,9%
⊕ CoE	34,5	17,2	35,1%
Total	94,2	49,1	100,0%

Top 10 Entities



○ R billion
● R million
○ R thousand

Quarter

2

Cluster

All

Department

Communications and Digital Techno...

Entity

National Electronic Media Institute o...