

Overview - Public Entities Quarterly Reporting

Approved receipts

470,6

50,0%

Approved spending

583,6

47,3%

Surplus/(deficit)

-113,0

- ☐ R billion
- ☒ R million
- ☐ R thousand

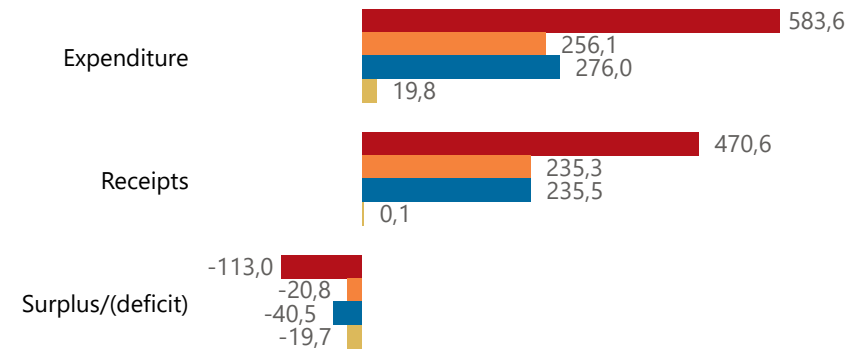


national treasury

Department:
National Treasury
REPUBLIC OF SOUTH AFRICA

Consolidation

● Approved ● Forecast ● YTD ● Variance



Composition of receipts



Quarter

2

Cluster

All

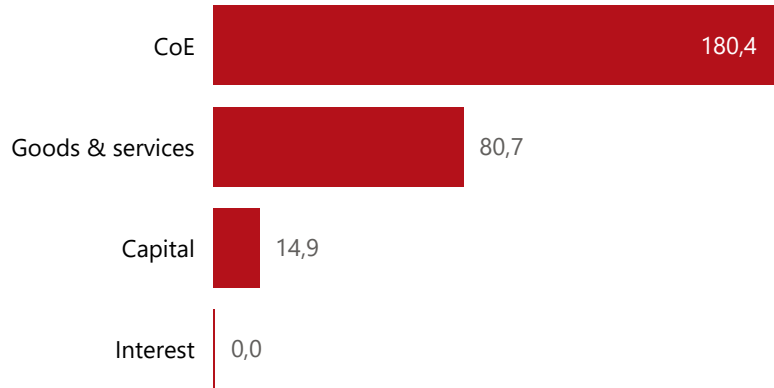
Department

Communications and Digital Techno... ▾

Entity

The Independent Communications A... ▾

Composition of spending



Functional grouping



Spending by PFMA schedule



Public Entities Receipts

Approved sales of G&S

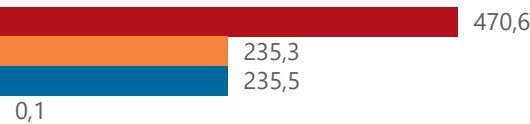
(Blank) (Blank)

Approved transfers

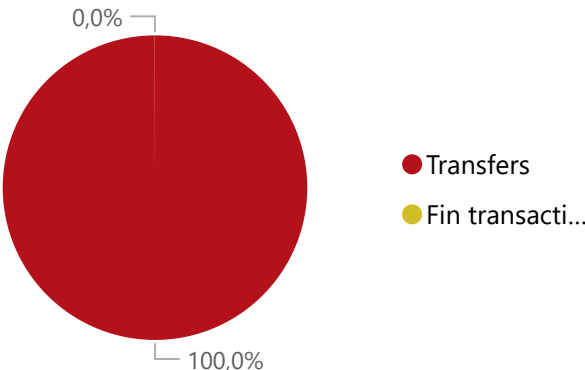
470,5 50,0%

Actual vs Forecast

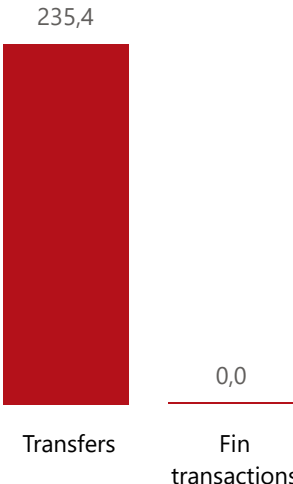
● Approved ● Forecast ● YTD ● Variance



Composition of receipts



Top 5 Receipts



Quarter

2

Cluster

All

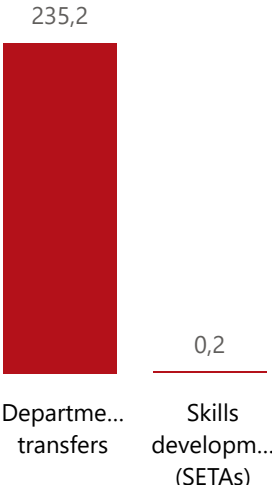
Department

Communications and Digital Techno...

Entity

The Independent Communications A...

Top 5 Transfers



Receipts

Level 3	Approved	YTD	% YTD
+ Transfers	470,5	235,4	100,0%
+ Fin transactions	0,2	0,0	0,0%
Total	470,6	235,5	100,0%

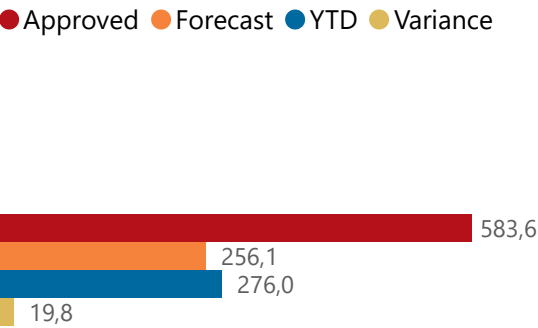
Top 10 Entities



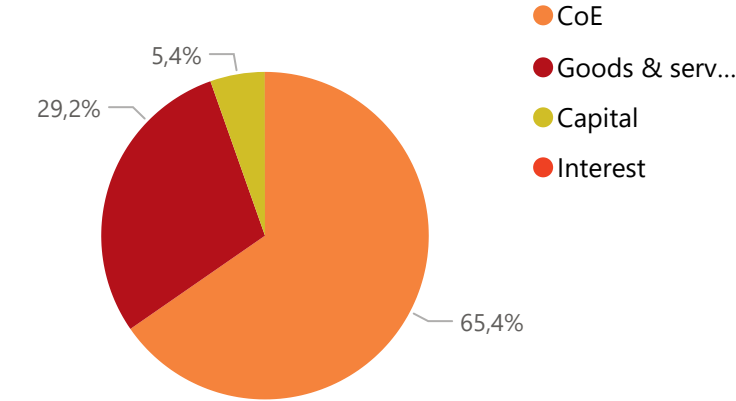
Public Entities Spending

Approved CoE	Approved G&S	Approved transfers
367,149,1%	198,740,6%	941,350,0%

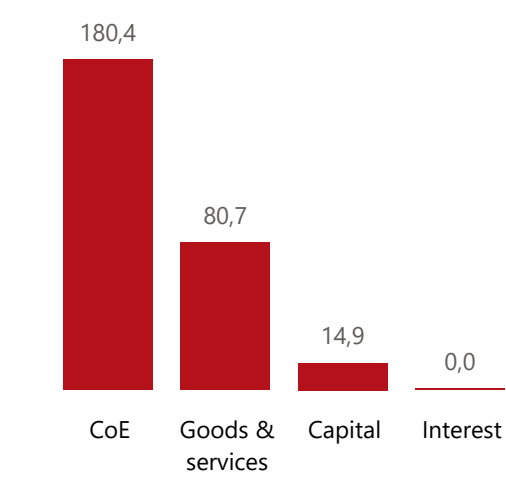
Actual vs Forecast



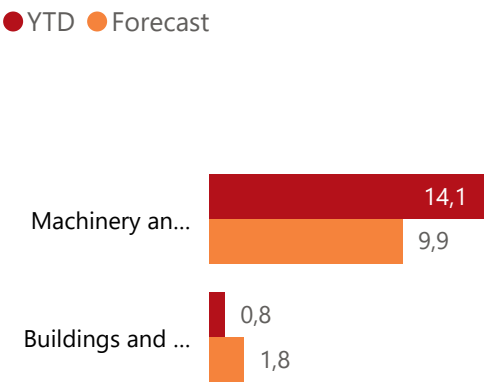
Composition of spending



Top 5 Goods & services



Capital assets



Spending

Level 3	Approved	YTD	% YTD
CoE	367,1	180,4	65,4%
Goods & services	198,7	80,7	29,2%
Capital	17,8	14,9	5,4%
Interest	0,0	0,0	0,0%
Total	583,6	276,0	100,0%

Top 10 Entities



○ R billion
● R million
○ R thousand

Quarter

2

Cluster

All

Department

Communications and Digital Technology

Entity

The Independent Communications Authority of South Africa