

Overview - Public Entities Quarterly Reporting

Approved receipts

965.6

49.8%

Approved spending

1 151.7

36.6%

Surplus/(deficit)

-186.1

- ☐ R billion
- ☒ R million
- ☐ R thousand

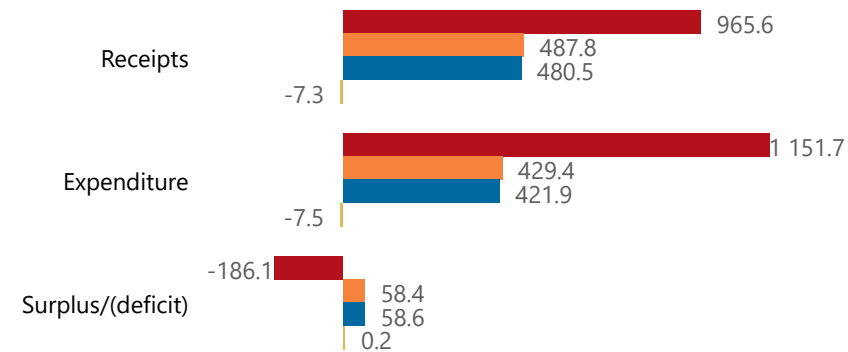


national treasury


Department:
National Treasury
REPUBLIC OF SOUTH AFRICA

Consolidation

● Approved ● Forecast ● YTD ● Variance



Composition of receipts



Quarter

2

Cluster

All

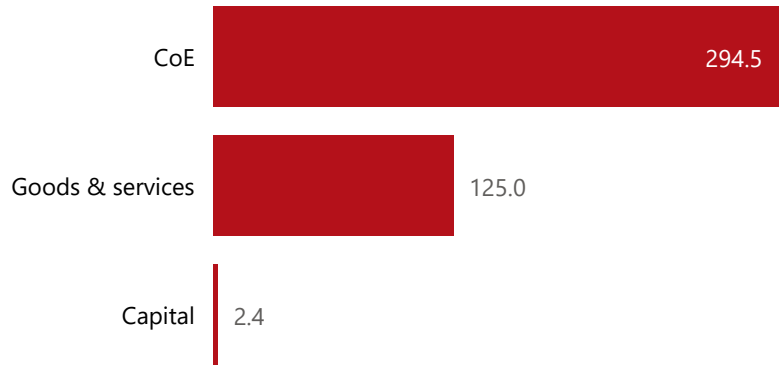
Department

Agriculture, Land Reform and Rural ...

Entity

Registration of Deeds Trading Entity

Composition of spending



Functional grouping



Spending by PFMA schedule



Public Entities Receipts

Approved sales of G&S

926.6

49.7%

Approved transfers

(Blank)

(Blank)



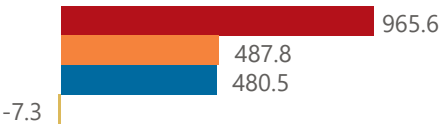
national treasury

Department:
National Treasury
REPUBLIC OF SOUTH AFRICA

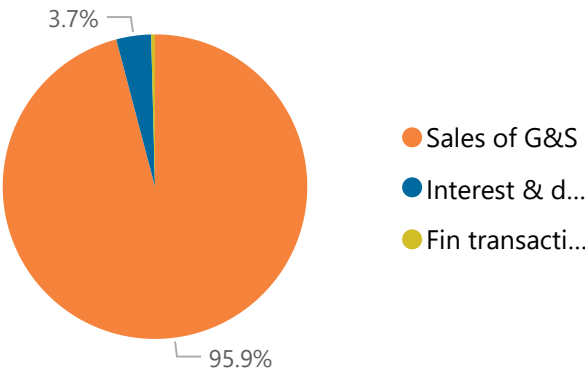
- ☐ R billion
- ☒ R million
- ☐ R thousand

Actual vs Forecast

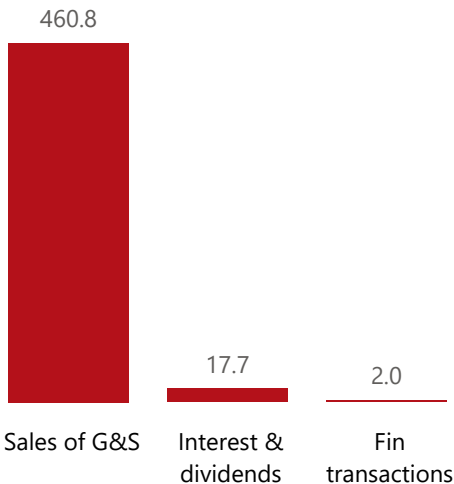
● Approved ● Forecast ● YTD ● Variance



Composition of receipts



Top 5 Receipts



Quarter

2

Cluster

All

Department

Agriculture, Land Reform and Rural ...

Entity

Registration of Deeds Trading Entity

Top 5 Transfers

Receipts

Level 3	Approved	YTD	% YTD
+ Sales of G&S	926.6	460.8	95.9%
+ Interest & dividends	39.1	17.7	3.7%
+ Fin transactions		2.0	0.4%
Total	965.6	480.5	100.0%

Top 10 Entities

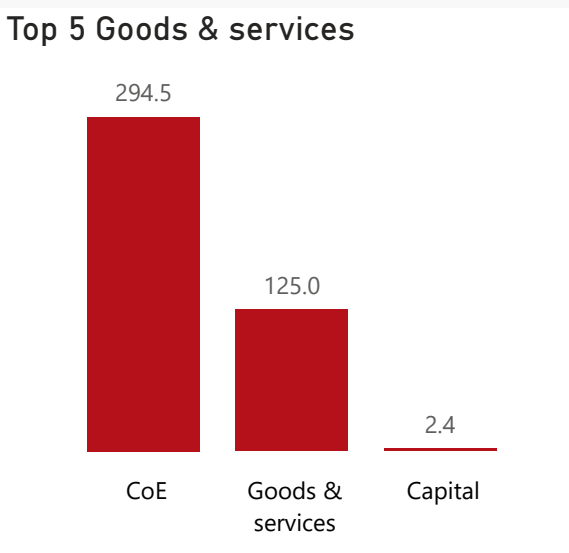
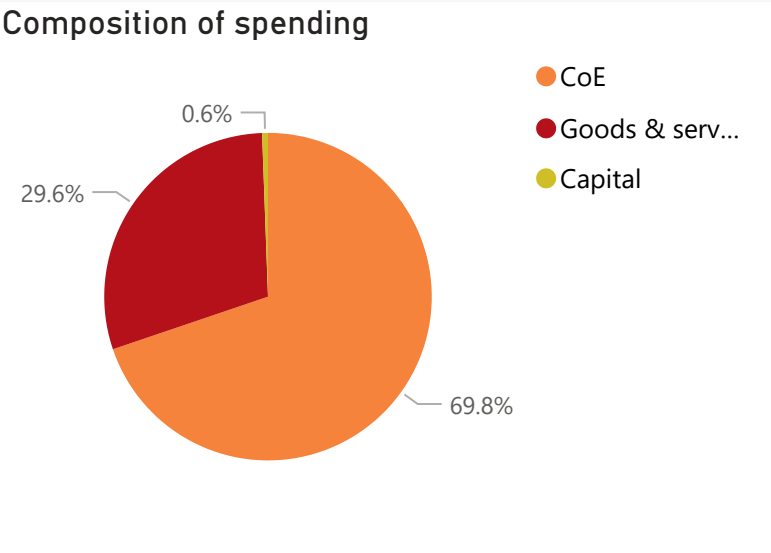
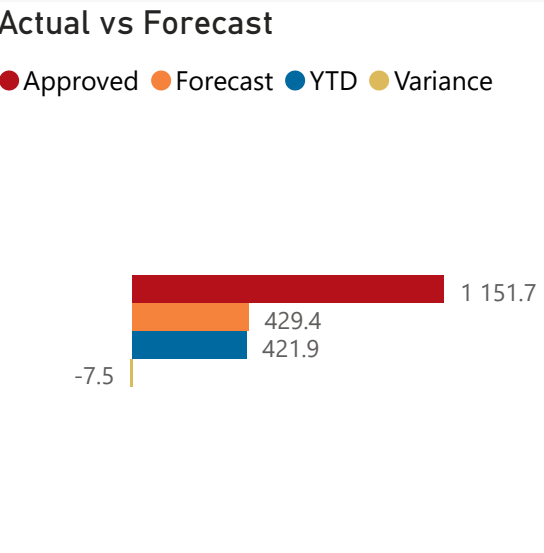
Registration of Deeds Trading Entity

480.5

Public Entities Spending

Approved CoE	Approved G&S	Approved transfers
734.340.1%	315.639.6%	1 931.349.8%

- ☐ R billion
- ☒ R million
- ☐ R thousand



Quarter

2

Cluster

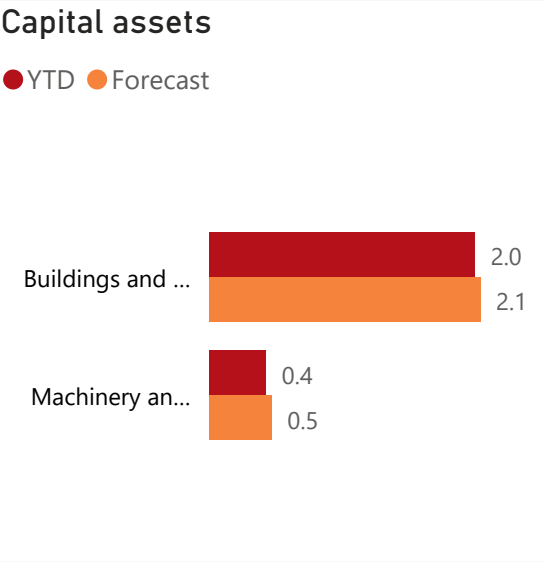
All

Department

Agriculture, Land Reform and Rural ...

Entity

Registration of Deeds Trading Entity



Spending

Level 3	Approved	YTD	% YTD
CoE	734.3	294.5	69.8%
Goods & services	315.6	125.0	29.6%
Capital	101.7	2.4	0.6%
Total	1 151.7	421.9	100.0%

