

Overview - Public Entities Quarterly Reporting

Approved receipts

142.8

48.2%

Approved spending

139.3

32.2%

Surplus/(deficit)

3.5

- ☐ R billion
- ☒ R million
- ☐ R thousand

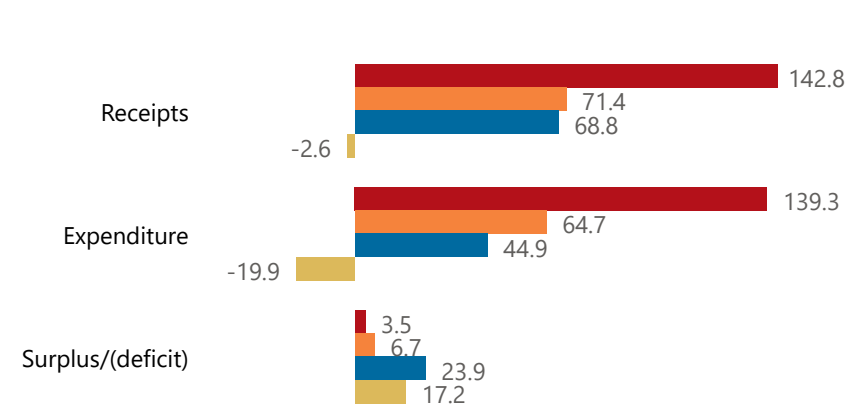


national treasury

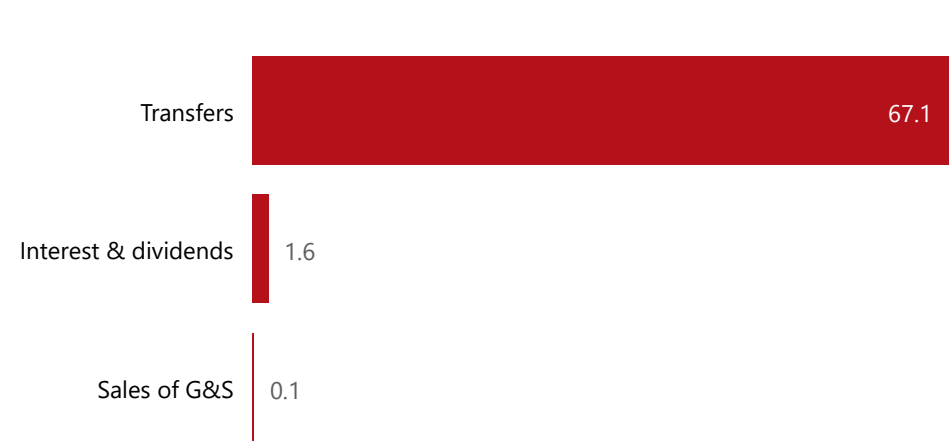
Department:
National Treasury
REPUBLIC OF SOUTH AFRICA

Consolidation

● Approved ● Forecast ● YTD ● Variance



Composition of receipts



Quarter

2

Cluster

All

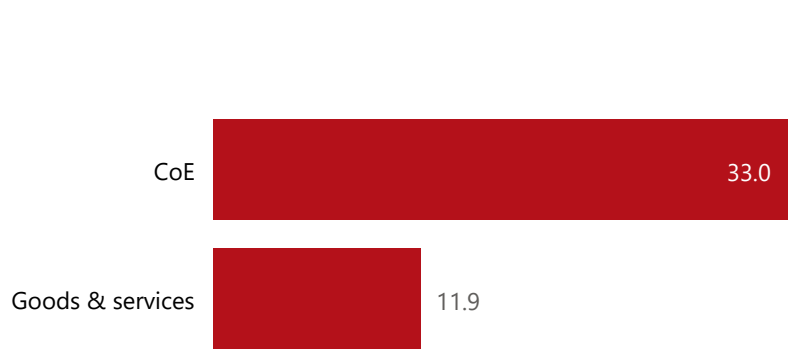
Department

Agriculture, Land Reform and Rural ...

Entity

Office of the Valuer-General

Composition of spending



Functional grouping



Spending by PFMA schedule



Public Entities Receipts

Approved sales of G&S

(Blank)

0.0%

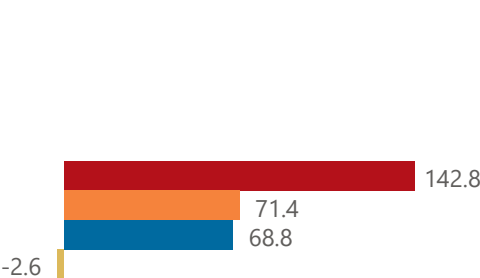
Approved transfers

142.8

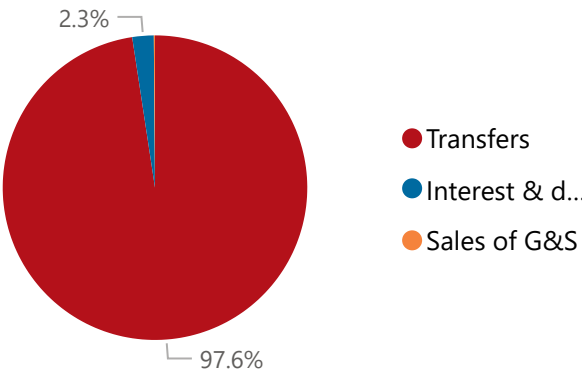
47.0%

Actual vs Forecast

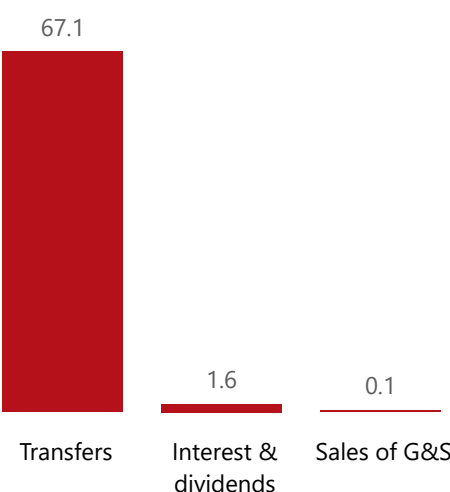
● Approved ● Forecast ● YTD ● Variance



Composition of receipts



Top 5 Receipts



Quarter

2

Cluster

All

Department

Agriculture, Land Reform and Rural ...

Entity

Office of the Valuer-General

Top 5 Transfers



Departme... transfers

Receipts

Level 3	Approved	YTD	% YTD
⊕ Transfers	142.8	67.1	97.6%
⊕ Interest & dividends		1.6	2.3%
⊕ Sales of G&S		0.1	0.1%
Total	142.8	68.8	100.0%

Top 10 Entities

Office of the Valuer-General



national treasury

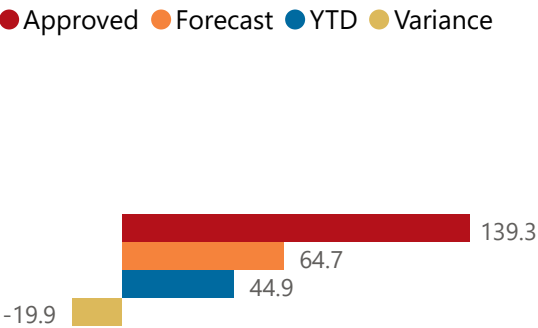
Department:
National Treasury
REPUBLIC OF SOUTH AFRICA

- R billion
- R million
- R thousand

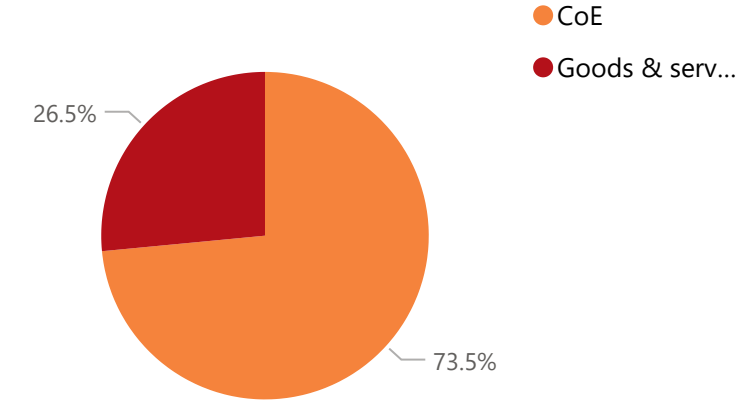
Public Entities Spending

Approved CoE	Approved G&S	Approved transfers
63.452.0%	66.118.0%	285.648.2%

Actual vs Forecast



Composition of spending



Top 5 Goods & services



Capital assets

Spending

Level 3	Approved	YTD	% YTD
CoE	63.4	33.0	73.5%
Goods & services	66.1	11.9	26.5%
Capital	9.9		
Total	139.3	44.9	100.0%

Top 10 Entities



national treasury
Department:
National Treasury
REPUBLIC OF SOUTH AFRICA

- R billion
- R million
- R thousand

Quarter

2

Cluster

All

Department

Agriculture, Land Reform and Rural ...

Entity

Office of the Valuer-General