

Overview - Public Entities Quarterly Reporting

Approved receipts

305.7

30.7%

Approved spending

309.9

58.6%

Surplus/(deficit)

-4.2

- ☐ R billion
- ☒ R million
- ☐ R thousand

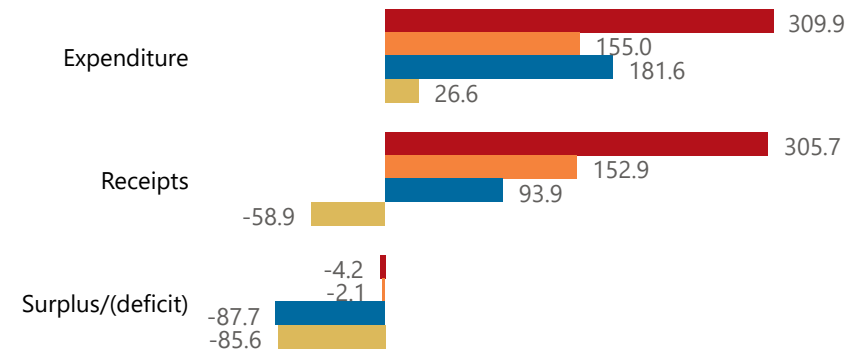


national treasury

Department:
National Treasury
REPUBLIC OF SOUTH AFRICA

Consolidation

● Approved ● Forecast ● YTD ● Variance



Composition of receipts



Quarter

2

Cluster

All

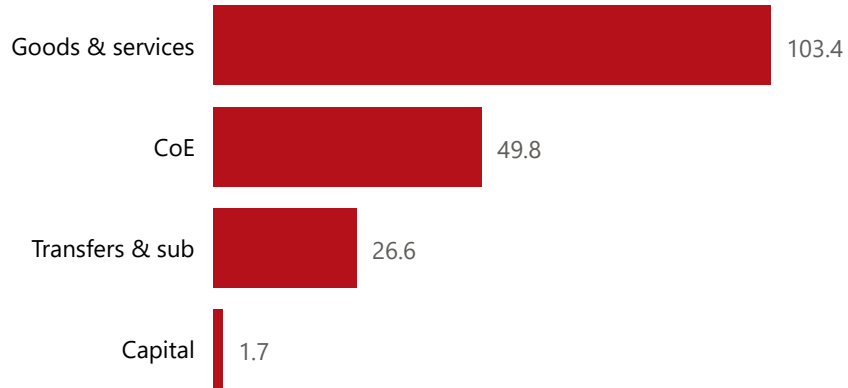
Department

Agriculture, Land Reform and Rural ...

Entity

Onderstepoort Biological Products

Composition of spending



Functional grouping



Spending by PFMA schedule



Public Entities Receipts

Approved sales of G&S

(Blank)

(Blank)

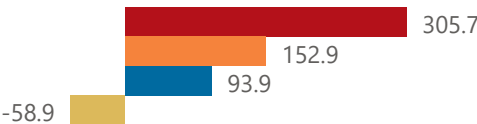
Approved transfers

(Blank)

(Blank)

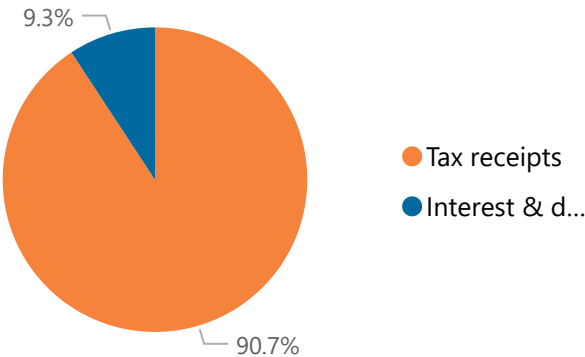
Actual vs Forecast

● Approved ● Forecast ● YTD ● Variance



Top 5 Transfers

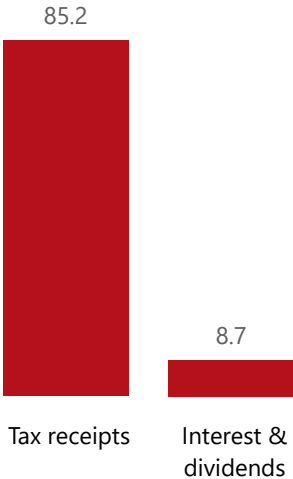
Composition of receipts



Receipts

Level 3	Approved	YTD	% YTD
+ Tax receipts	299.2	85.2	90.7%
+ Interest & dividends	6.5	8.7	9.3%
Total	305.7	93.9	100.0%

Top 5 Receipts



Top 10 Entities

Onderstepoort Biological Products

93.9



national treasury

Department:
National Treasury
REPUBLIC OF SOUTH AFRICA

- R billion
- R million
- R thousand

Quarter

2

Cluster

All

Department

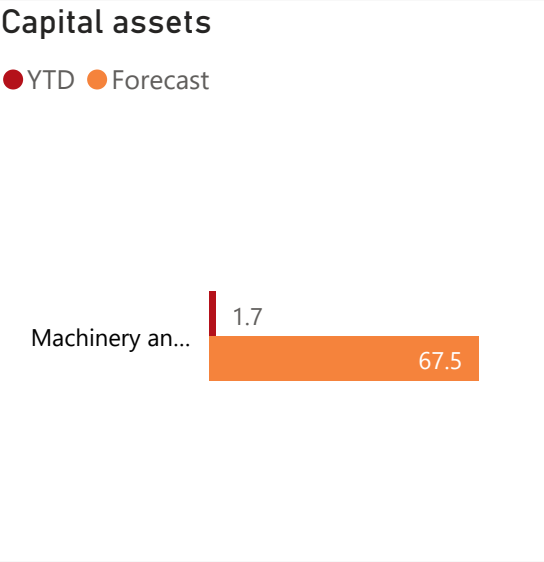
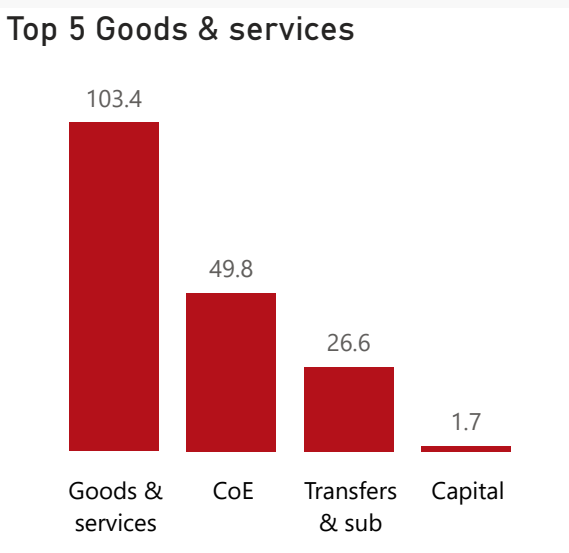
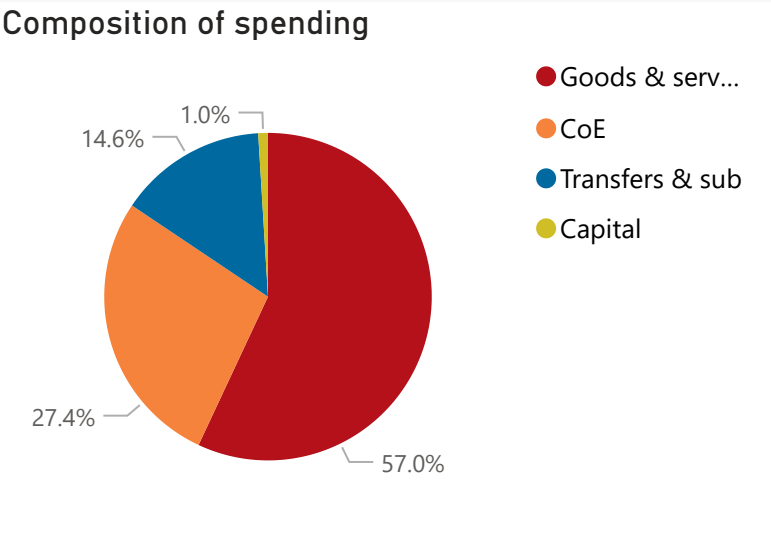
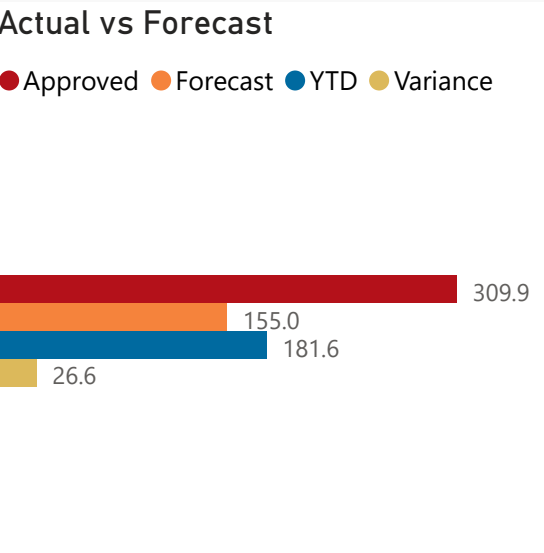
Agriculture, Land Reform and Rural ...

Entity

Onderstepoort Biological Products


Public Entities Spending

Approved CoE	Approved G&S	Approved transfers
112.744.2%	62.3166.1%	611.530.7%



Spending

Level 3	Approved	YTD	% YTD
⊕ Goods & services	62.3	103.4	57.0%
⊕ CoE	112.7	49.8	27.4%
⊕ Transfers & sub		26.6	14.6%
⊕ Capital	135.0	1.7	1.0%
Total	309.9	181.6	100.0%



○ R billion
● R million
○ R thousand

Quarter

2

Cluster

All

Department

Agriculture, Land Reform and Rural ...

Entity

Onderstepoort Biological Products